

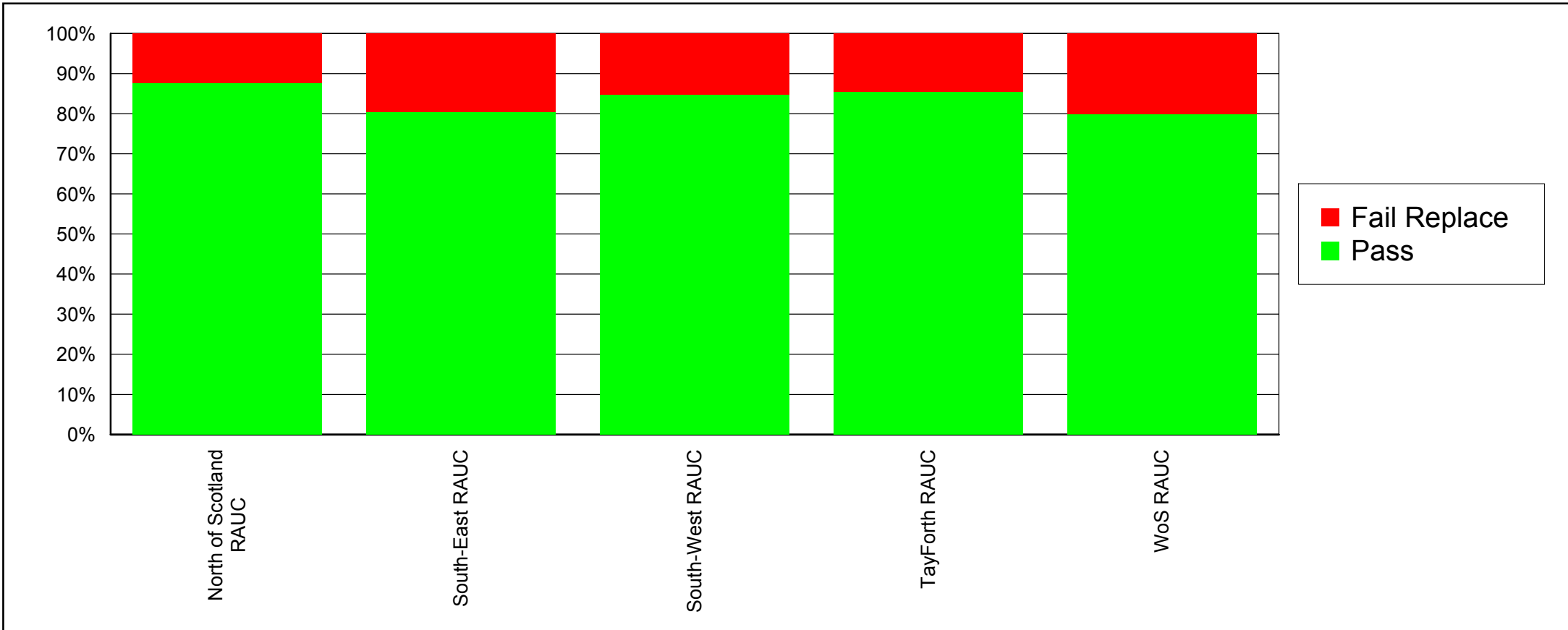
NATIONAL CORING PROGRAMME

Report R4 - Summarised by Roads Authority/ Promoter

Between 01012013 and 28022014

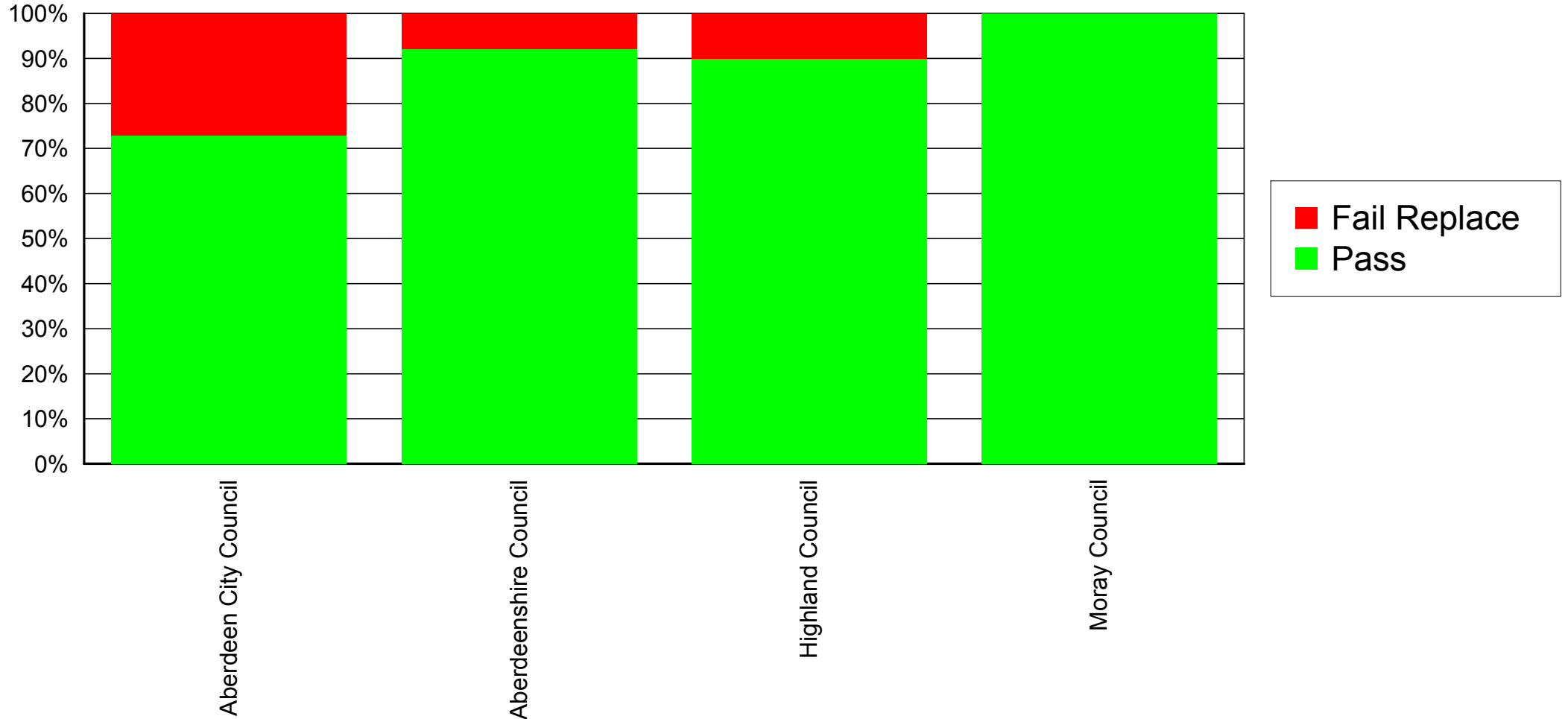


Whole of Scotland	CORE	PASS No/%		FAIL-MONITOR						FAIL-REPLACE				
				Compaction	Layers	Materials	Other	TOTAL No/%	Compaction	Layers	Materials	Other	TOTAL No/%	
TOTALS FOR Whole of Scotland	1,534	1277	83.2%	0	0	0	0	0 0.0%	67	129	44	68	257 16.8%	



North of Scotland RAUC


North of Scotland RAUC	CORE	PASS No/%		FAIL-MONITOR						FAIL-REPLACE				
				Compaction	Layers	Materia	Other	TOTAL No/%	Compaction	Layers	Materials	Other	TOTAL No/%	
TOTALS FOR North of Scotland RAUC	186	163	87.6%	0	0	0	0	0 0.0%	0	14	5	5	23 12.4%	



North of Scotland RAUC

Works Promoter E S Pipelines Limited	CORE	PASS No/%		FAIL-MONITOR						FAIL-REPLACE					
				Compaction	Layers	Materials	Other	TOTAL No/%	Compaction	Layers	Materials	Other	TOTAL No/%		
Highland Council	5	5	100.0%	0	0	0	0	0	0.0%	0	0	0	0	0	0.0%
TOTALS E S Pipelines Limited	5	5	100.0%	0	0	0	0	0	0.0%	0	0	0	0	0	0.0%

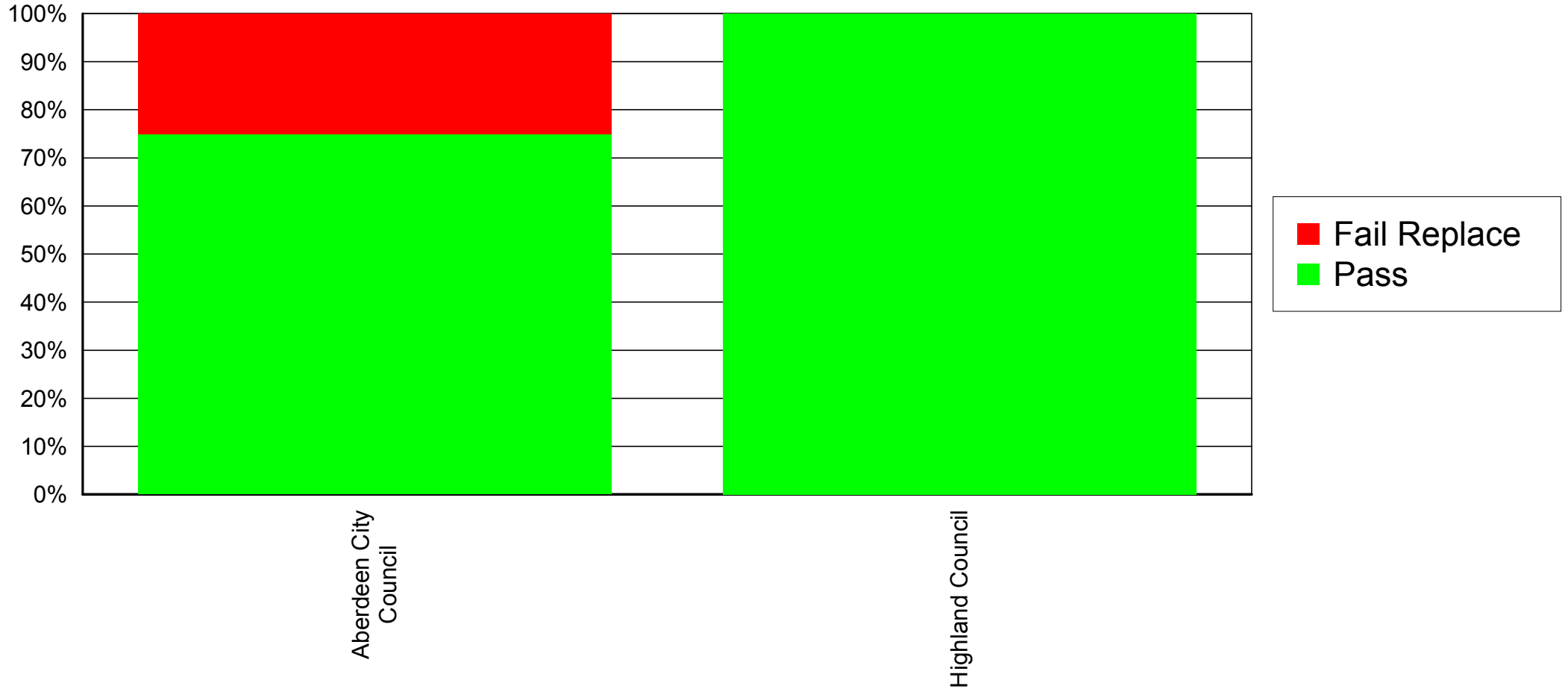
North of Scotland RAUC



North of Scotland RAUC

Works Promoter Fulcrum	CORE	PASS No/%		FAIL-MONITOR						FAIL-REPLACE					
				Compaction	Layers	Materials	Other	TOTAL No/%	Compaction	Layers	Materials	Other	TOTAL No/%		
Aberdeen City Council	4	3	75.0%	0	0	0	0	0	0.0%	0	1	0	0	1	25.0%
Highland Council	5	5	100.0%	0	0	0	0	0	0.0%	0	0	0	0	0	0.0%
TOTALS Fulcrum	9	8	88.9%	0	0	0	0	0	0.0%	0	1	0	0	1	11.1%

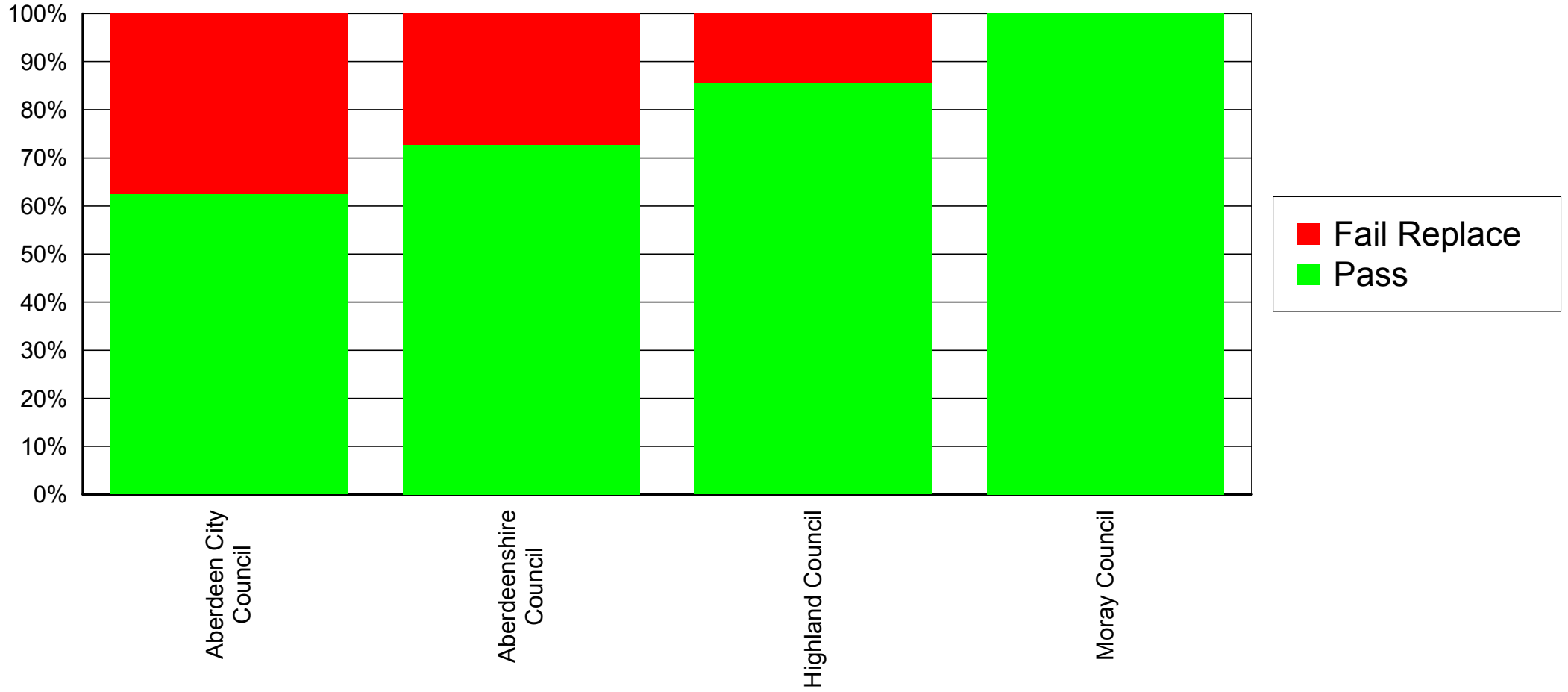
North of Scotland RAUC



North of Scotland RAUC

Works Promoter Openreach	CORE	PASS No/%		FAIL-MONITOR						FAIL-REPLACE					
				Compaction	Layers	Materials	Other	TOTAL No/%	Compaction	Layers	Materials	Other	TOTAL No/%		
Aberdeen City Council	8	5	62.5%	0	0	0	0	0	0.0%	0	3	0	0	3	37.5%
Aberdeenshire Council	11	8	72.7%	0	0	0	0	0	0.0%	0	2	2	0	3	27.3%
Highland Council	14	12	85.7%	0	0	0	0	0	0.0%	0	1	1	0	2	14.3%
Moray Council	5	5	100.0%	0	0	0	0	0	0.0%	0	0	0	0	0	0.0%
TOTALS Openreach	38	30	78.9%	0	0	0	0	0	0.0%	0	6	3	0	8	21.1%

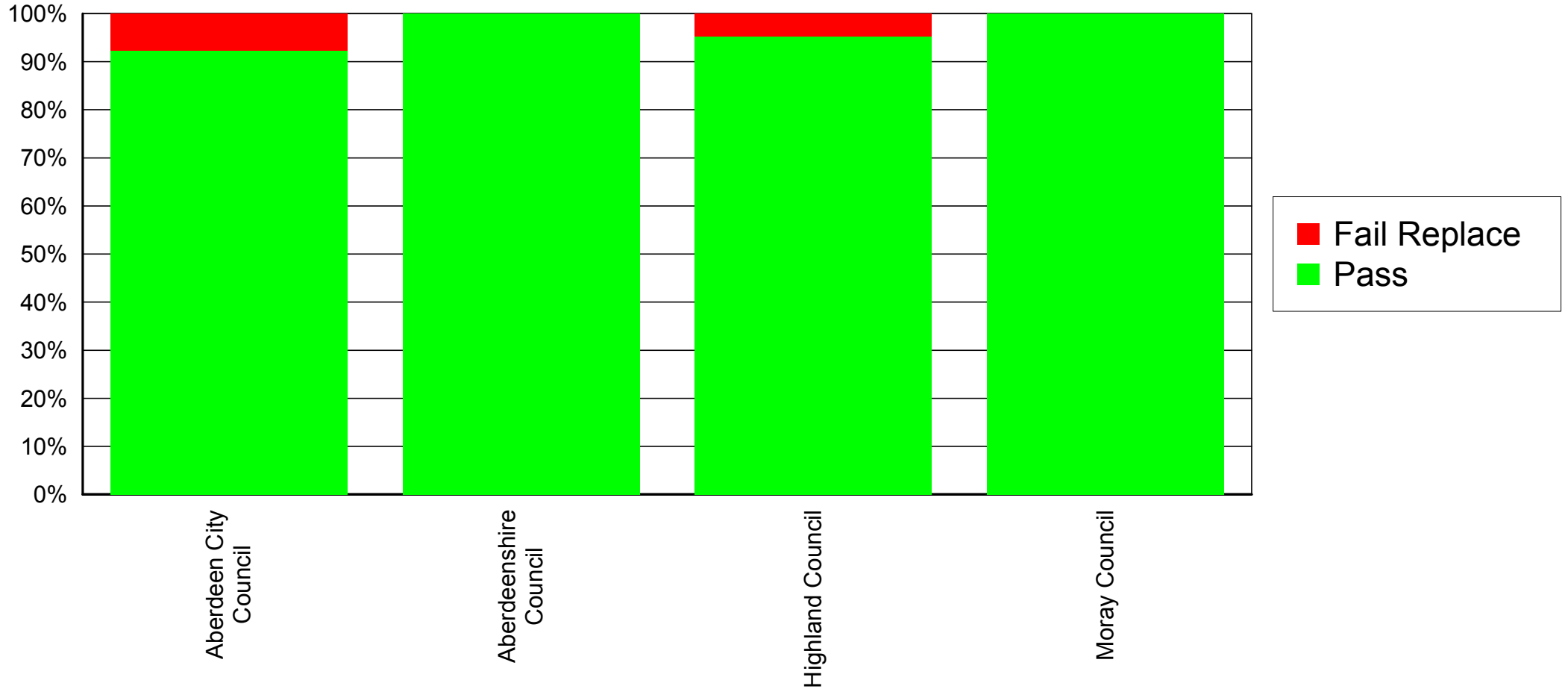
North of Scotland RAUC



North of Scotland RAUC

Works Promoter Scottish Water	CORE	PASS No/%		FAIL-MONITOR						FAIL-REPLACE					
				Compaction	Layers	Materials	Other	TOTAL No/%	Compaction	Layers	Materials	Other	TOTAL No/%		
Aberdeen City Council	13	12	92.3%	0	0	0	0	0	0.0%	0	1	0	0	1	7.7%
Aberdeenshire Council	23	23	100.0%	0	0	0	0	0	0.0%	0	0	0	0	0	0.0%
Highland Council	21	20	95.2%	0	0	0	0	0	0.0%	0	0	1	0	1	4.8%
Moray Council	12	12	100.0%	0	0	0	0	0	0.0%	0	0	0	0	0	0.0%
TOTALS Scottish Water	69	67	97.1%	0	0	0	0	0	0.0%	0	1	1	0	2	2.9%

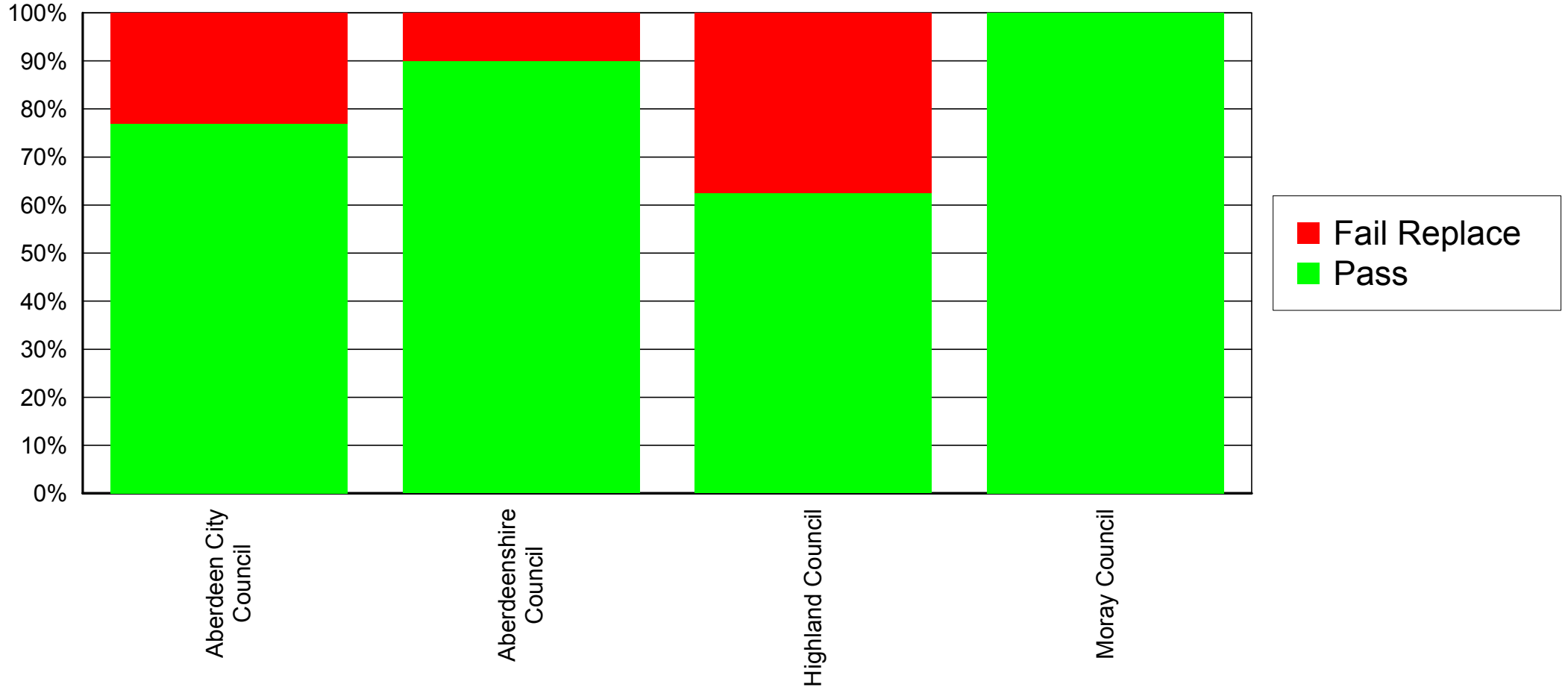
North of Scotland RAUC



North of Scotland RAUC

Works Promoter SGN	CORE	PASS No/%		FAIL-MONITOR						FAIL-REPLACE					
				Compaction	Layers	Materials	Other	TOTAL No/%	Compaction	Layers	Materials	Other	TOTAL No/%		
Aberdeen City Council	13	10	76.9%	0	0	0	0	0	0.0%	0	3	0	0	3	23.1%
Aberdeenshire Council	10	9	90.0%	0	0	0	0	0	0.0%	0	0	1	0	1	10.0%
Highland Council	8	5	62.5%	0	0	0	0	0	0.0%	0	3	0	0	3	37.5%
Moray Council	5	5	100.0%	0	0	0	0	0	0.0%	0	0	0	0	0	0.0%
TOTALS SGN	36	29	80.6%	0	0	0	0	0	0.0%	0	6	1	0	7	19.4%

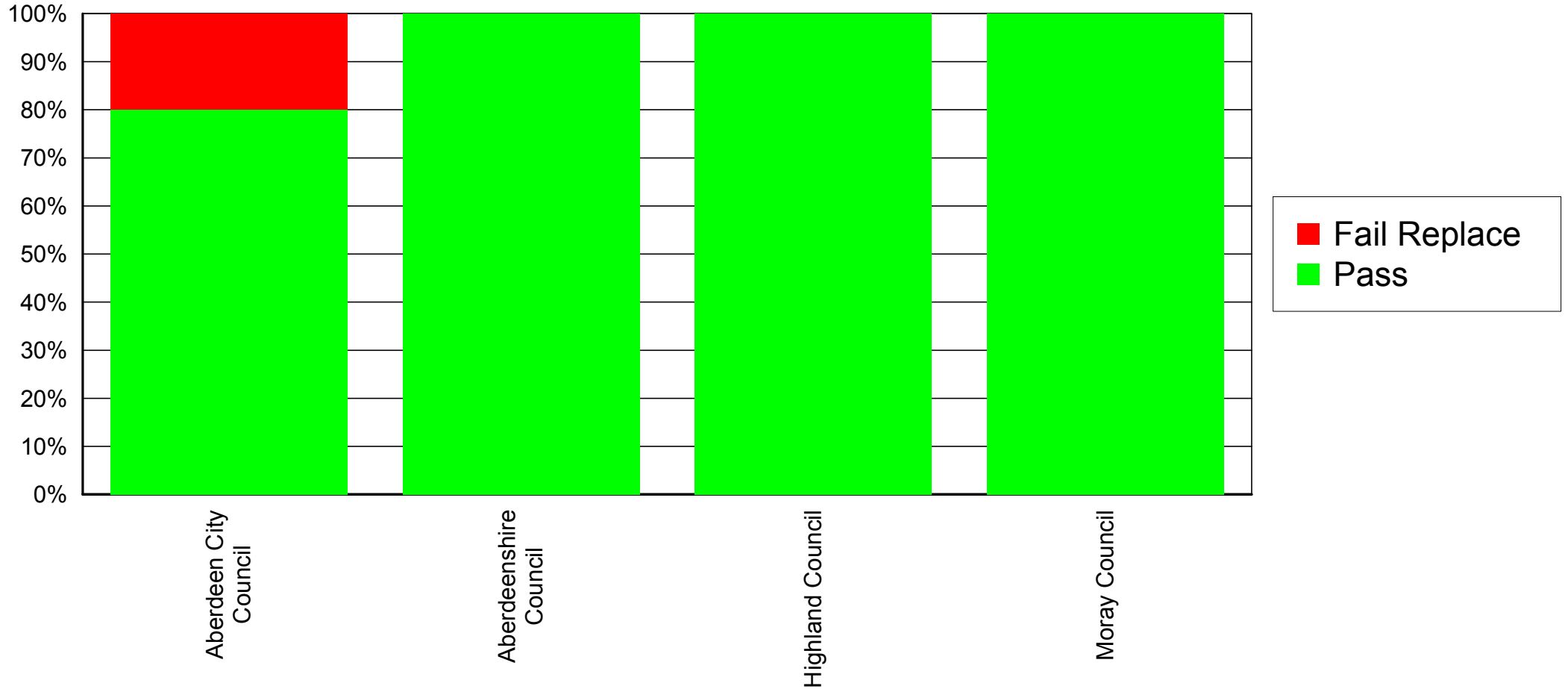
North of Scotland RAUC



North of Scotland RAUC

Works Promoter SSE	CORE	PASS No/%		FAIL-MONITOR						FAIL-REPLACE					
				Compaction	Layers	Materials	Other	TOTAL No/%	Compaction	Layers	Materials	Other	TOTAL No/%		
Aberdeen City Council	5	4	80.0%	0	0	0	0	0	0.0%	0	0	0	1	1	20.0%
Aberdeenshire Council	7	7	100.0%	0	0	0	0	0	0.0%	0	0	0	0	0	0.0%
Highland Council	7	7	100.0%	0	0	0	0	0	0.0%	0	0	0	0	0	0.0%
Moray Council	5	5	100.0%	0	0	0	0	0	0.0%	0	0	0	0	0	0.0%
TOTALS SSE	24	23	95.8%	0	0	0	0	0	0.0%	0	0	0	1	1	4.2%

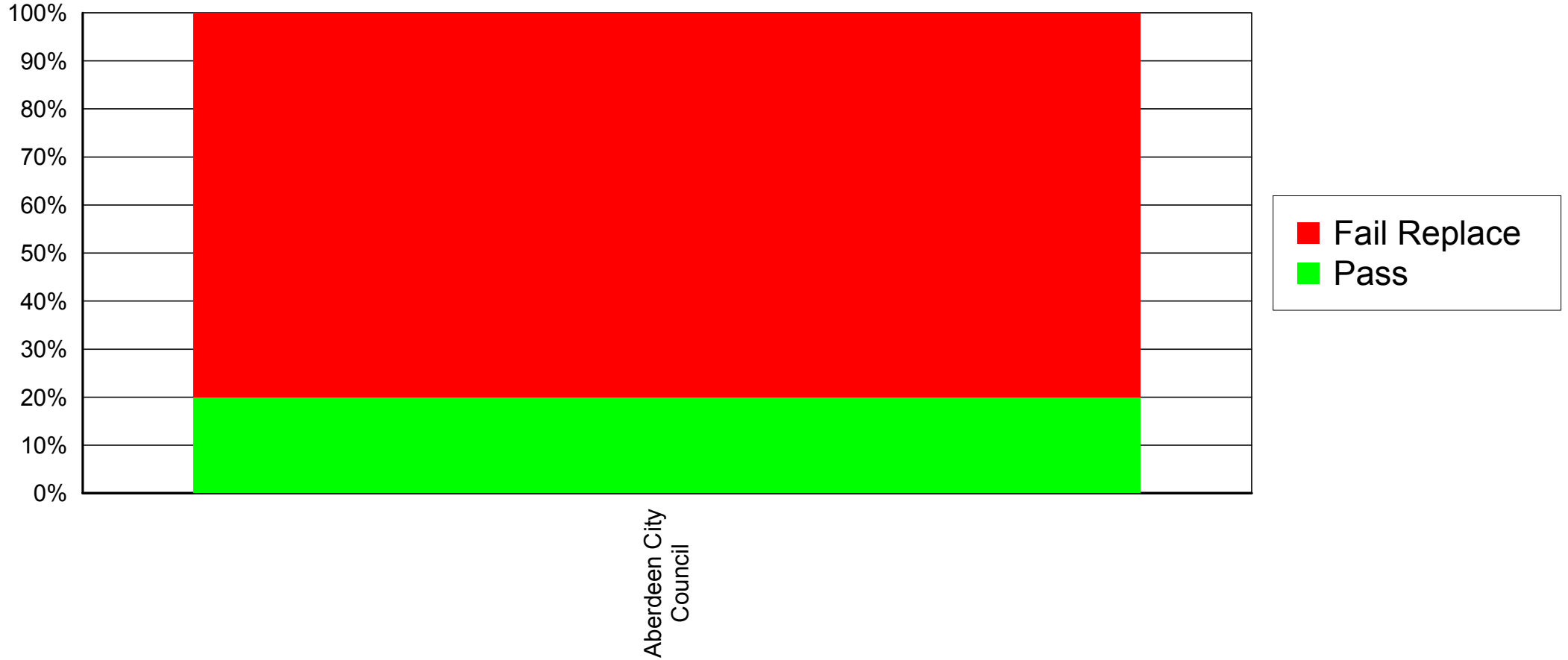
North of Scotland RAUC



North of Scotland RAUC

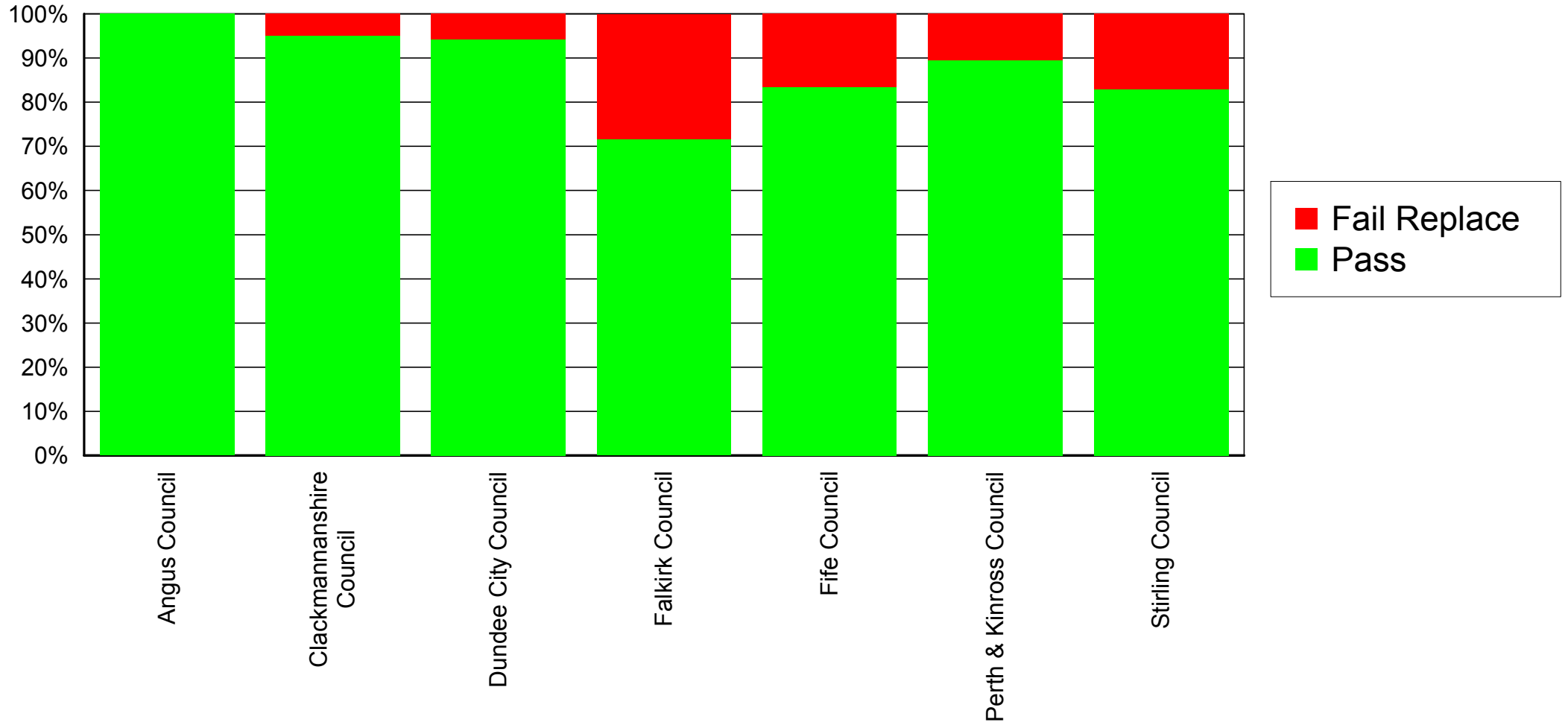
Works Promoter Vodafone (C&W)	CORE	PASS No/%		FAIL-MONITOR						FAIL-REPLACE					
				Compaction	Layers	Materials	Other	TOTAL No/%	Compaction	Layers	Materials	Other	TOTAL No/%		
Aberdeen City Council	5	1	20.0%	0	0	0	0	0	0.0%	0	0	0	4	4	80.0%
TOTALS Vodafone (C&W)	5	1	20.0%	0	0	0	0	0	0.0%	0	0	0	4	4	80.0%

North of Scotland RAUC



TayForth RAUC	CORE	PASS No/%		FAIL-MONITOR						FAIL-REPLACE				
				Compaction	Layers	Materia	Other	TOTAL No/%	Compaction	Layers	Materials	Other	TOTAL No/%	
TOTALS FOR TayForth RAUC	302	258	85.4%	0	0	0	0	0 0.0%	10	22	12	8	44 14.6%	


TayForth RAUC



TayForth RAUC

Works Promoter Business Stream	CORE	PASS No/%		FAIL-MONITOR						FAIL-REPLACE					
				Compaction	Layers	Materials	Other	TOTAL No/%	Compaction	Layers	Materials	Other	TOTAL No/%		
Fife Council	3	3	100.0%	0	0	0	0	0	0.0%	0	0	0	0	0	0.0%
TOTALS Business Stream	3	3	100.0%	0	0	0	0	0	0.0%	0	0	0	0	0	0.0%

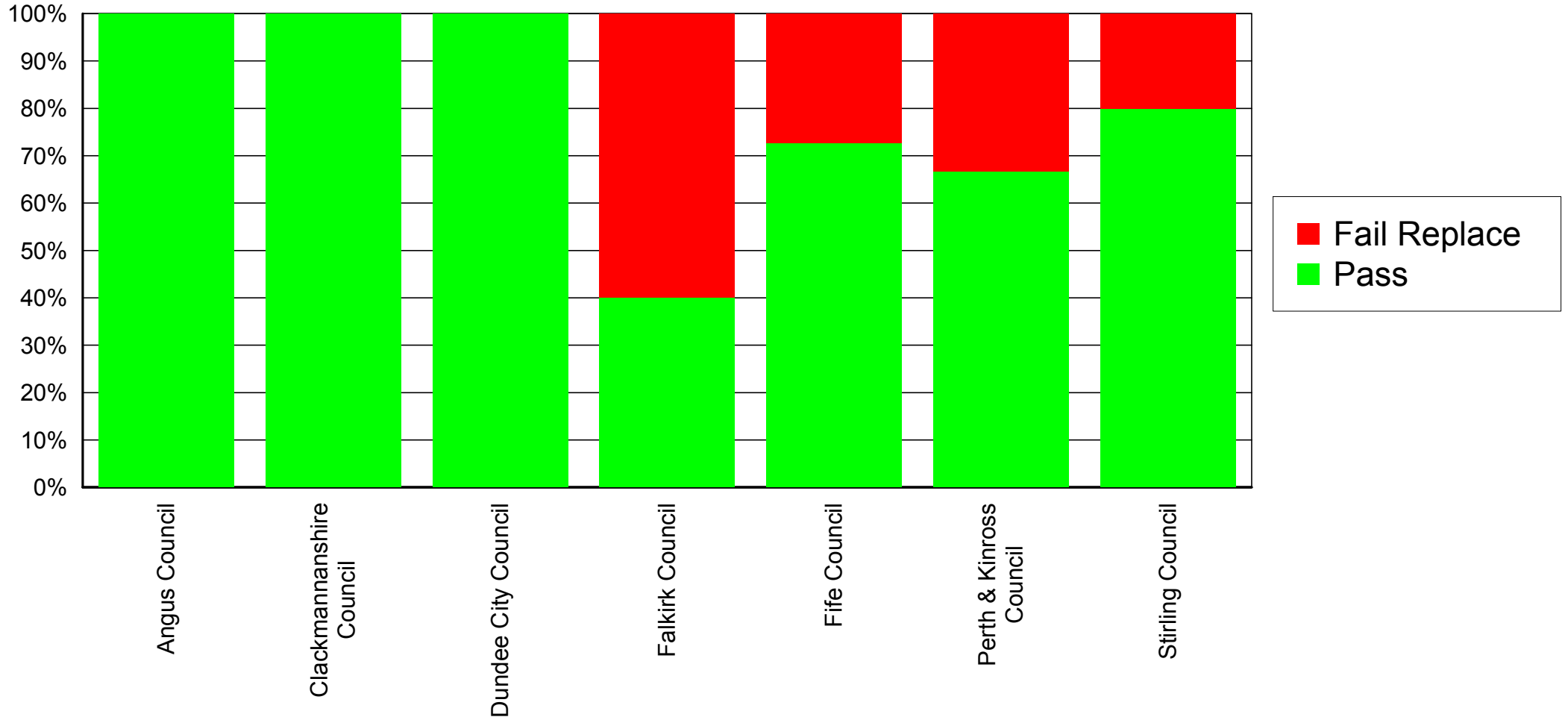
TayForth RAUC



TayForth RAUC

Works Promoter Openreach	CORE	PASS No/%		FAIL-MONITOR						FAIL-REPLACE					
				Compaction	Layers	Materials	Other	TOTAL No/%	Compaction	Layers	Materials	Other	TOTAL No/%		
Angus Council	5	5	100.0%	0	0	0	0	0	0.0%	0	0	0	0	0	0.0%
Clackmannanshire Council	5	5	100.0%	0	0	0	0	0	0.0%	0	0	0	0	0	0.0%
Dundee City Council	5	5	100.0%	0	0	0	0	0	0.0%	0	0	0	0	0	0.0%
Falkirk Council	5	2	40.0%	0	0	0	0	0	0.0%	0	1	1	1	3	60.0%
Fife Council	11	8	72.7%	0	0	0	0	0	0.0%	0	1	1	1	3	27.3%
Perth & Kinross Council	6	4	66.7%	0	0	0	0	0	0.0%	0	1	1	1	2	33.3%
Stirling Council	5	4	80.0%	0	0	0	0	0	0.0%	0	0	1	0	1	20.0%
TOTALS Openreach	42	33	78.6%	0	0	0	0	0	0.0%	0	3	4	3	9	21.4%

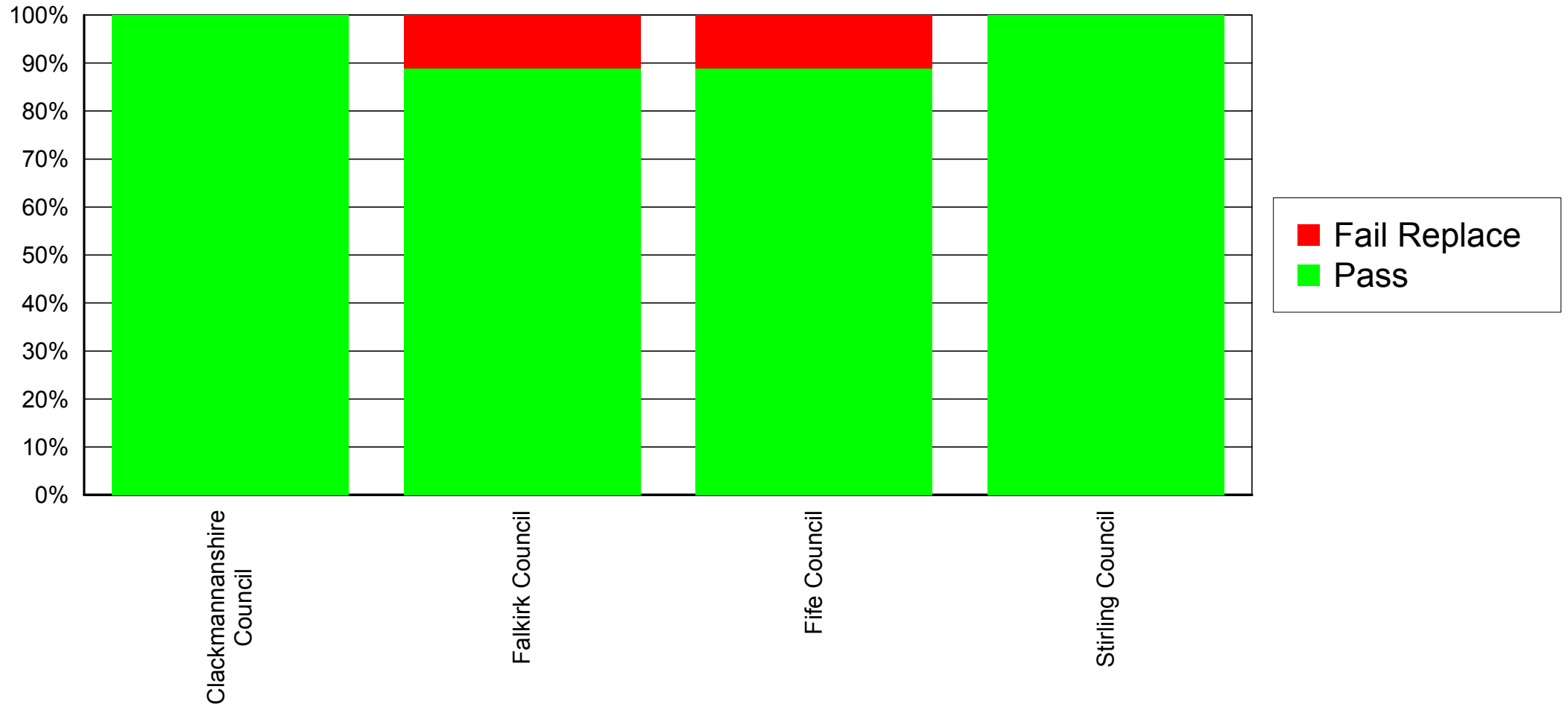
TayForth RAUC



TayForth RAUC

Works Promoter Scottish Power	CORE	PASS No/%		FAIL-MONITOR						FAIL-REPLACE					
				Compaction	Layers	Materials	Other	TOTAL No/%	Compaction	Layers	Materials	Other	TOTAL No/%		
Clackmannanshire Council	5	5	100.0%	0	0	0	0	0	0.0%	0	0	0	0	0	0.0%
Falkirk Council	9	8	88.9%	0	0	0	0	0	0.0%	0	1	0	0	1	11.1%
Fife Council	18	16	88.9%	0	0	0	0	0	0.0%	1	1	1	0	2	11.1%
Stirling Council	5	5	100.0%	0	0	0	0	0	0.0%	0	0	0	0	0	0.0%
TOTALS Scottish Power	37	34	91.9%	0	0	0	0	0	0.0%	1	2	1	0	3	8.1%

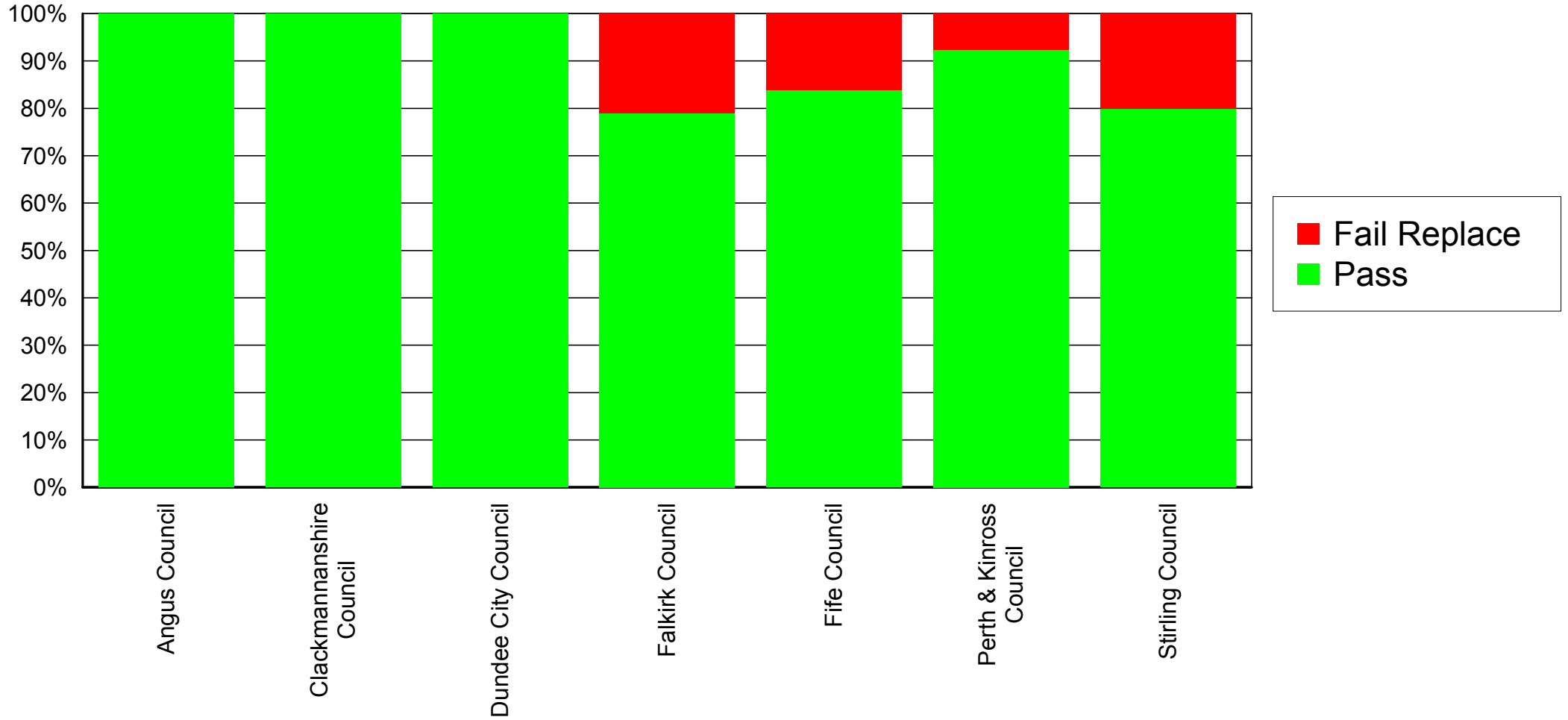
TayForth RAUC



TayForth RAUC

Works Promoter Scottish Water	CORE	PASS No/%		FAIL-MONITOR						FAIL-REPLACE					
				Compaction	Layers	Materials	Other	TOTAL No/%	Compaction	Layers	Materials	Other	TOTAL No/%		
Angus Council	5	5	100.0%	0	0	0	0	0	0.0%	0	0	0	0	0	0.0%
Clackmannanshire Council	5	5	100.0%	0	0	0	0	0	0.0%	0	0	0	0	0	0.0%
Dundee City Council	8	8	100.0%	0	0	0	0	0	0.0%	0	0	0	0	0	0.0%
Falkirk Council	19	15	78.9%	0	0	0	0	0	0.0%	0	3	0	1	4	21.1%
Fife Council	31	26	83.9%	0	0	0	0	0	0.0%	4	1	1	0	5	16.1%
Perth & Kinross Council	13	12	92.3%	0	0	0	0	0	0.0%	0	0	0	1	1	7.7%
Stirling Council	15	12	80.0%	0	0	0	0	0	0.0%	0	2	2	0	3	20.0%
TOTALS Scottish Water	96	83	86.5%	0	0	0	0	0	0.0%	4	6	3	2	13	13.5%

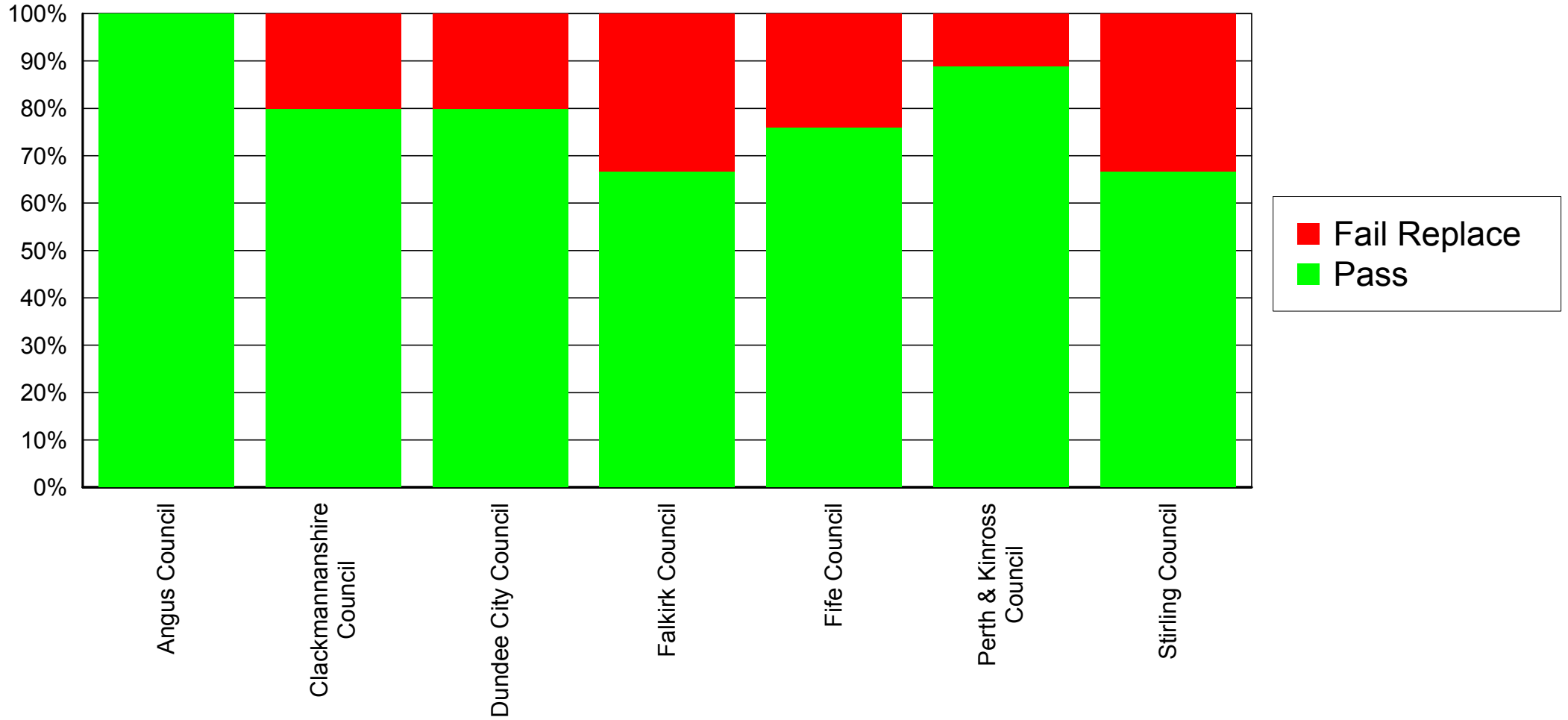
TayForth RAUC



TayForth RAUC

Works Promoter SGN	CORE	PASS No/%		FAIL-MONITOR						FAIL-REPLACE					
				Compaction	Layers	Materials	Other	TOTAL No/%	Compaction	Layers	Materials	Other	TOTAL No/%		
Angus Council	7	7	100.0%	0	0	0	0	0	0.0%	0	0	0	0	0	0.0%
Clackmannanshire Council	5	4	80.0%	0	0	0	0	0	0.0%	0	1	0	1	1	20.0%
Dundee City Council	10	8	80.0%	0	0	0	0	0	0.0%	0	2	0	0	2	20.0%
Falkirk Council	12	8	66.7%	0	0	0	0	0	0.0%	0	4	0	1	4	33.3%
Fife Council	25	19	76.0%	0	0	0	0	0	0.0%	5	1	1	0	6	24.0%
Perth & Kinross Council	9	8	88.9%	0	0	0	0	0	0.0%	0	1	0	0	1	11.1%
Stirling Council	6	4	66.7%	0	0	0	0	0	0.0%	0	1	1	0	2	33.3%
TOTALS SGN	74	58	78.4%	0	0	0	0	0	0.0%	5	10	2	2	16	21.6%

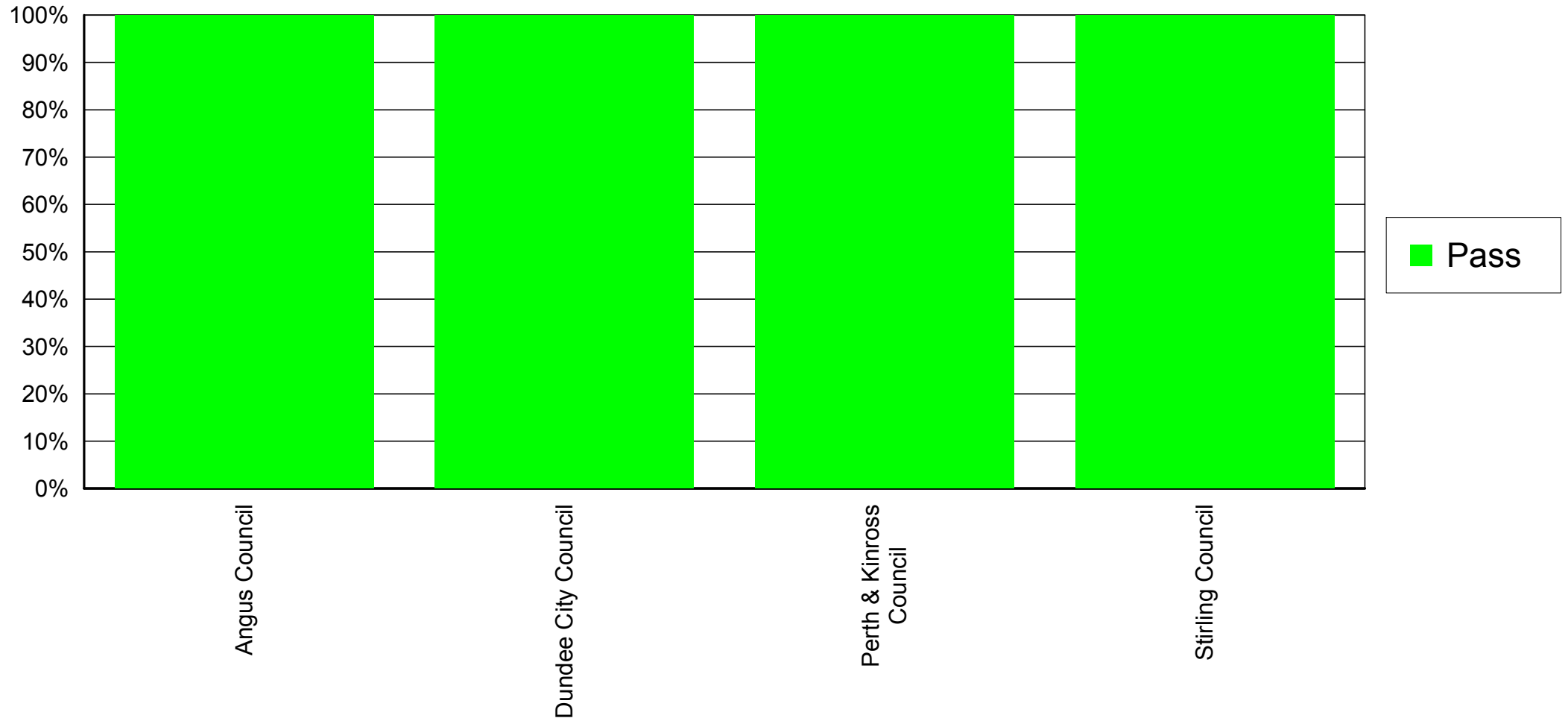
TayForth RAUC



TayForth RAUC

Works Promoter SSE	CORE	PASS No/%		FAIL-MONITOR						FAIL-REPLACE					
				Compaction	Layers	Materials	Other	TOTAL No/%	Compaction	Layers	Materials	Other	TOTAL No/%		
Angus Council	4	4	100.0%	0	0	0	0	0	0.0%	0	0	0	0	0	0.0%
Dundee City Council	6	6	100.0%	0	0	0	0	0	0.0%	0	0	0	0	0	0.0%
Perth & Kinross Council	6	6	100.0%	0	0	0	0	0	0.0%	0	0	0	0	0	0.0%
Stirling Council	4	4	100.0%	0	0	0	0	0	0.0%	0	0	0	0	0	0.0%
TOTALS SSE	20	20	100.0%	0	0	0	0	0	0.0%	0	0	0	0	0	0.0%

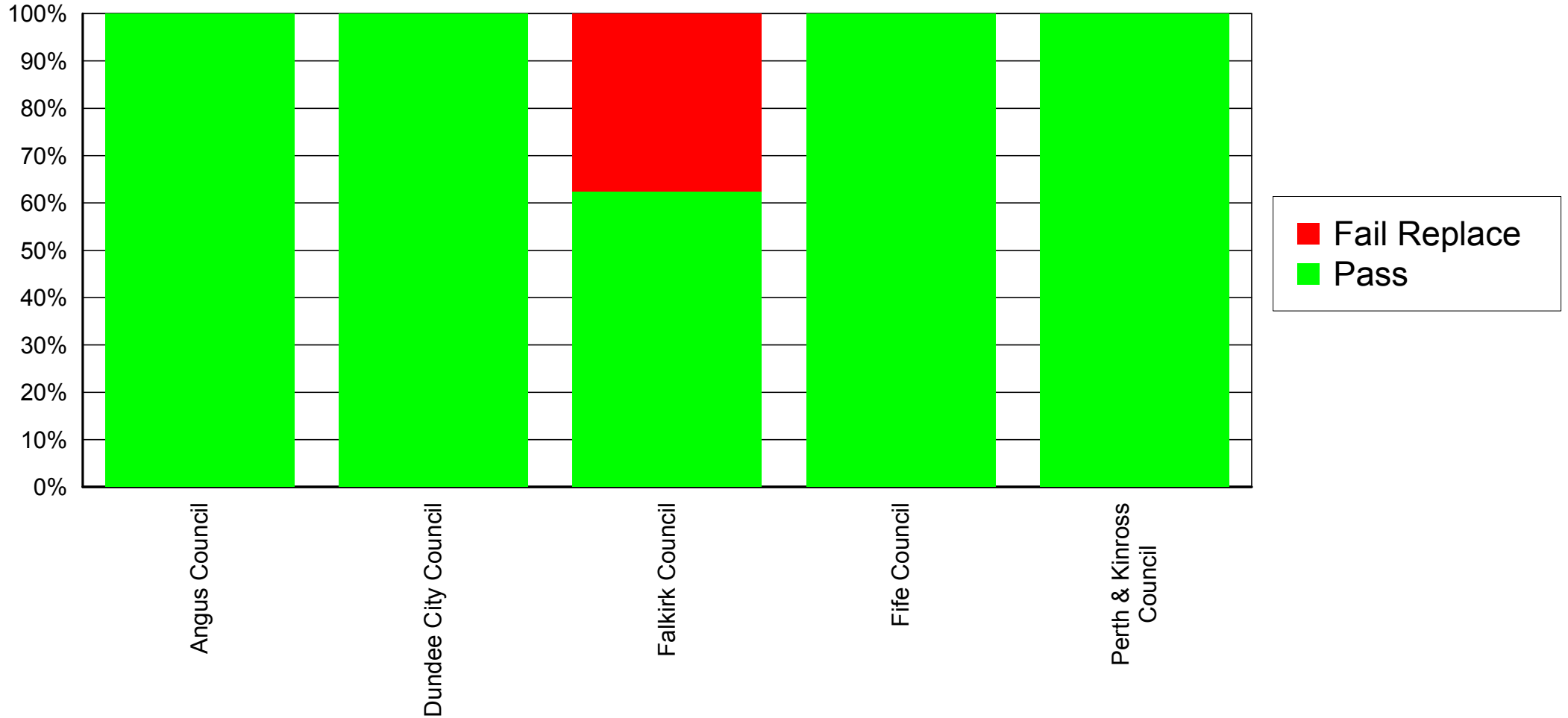
TayForth RAUC



TayForth RAUC

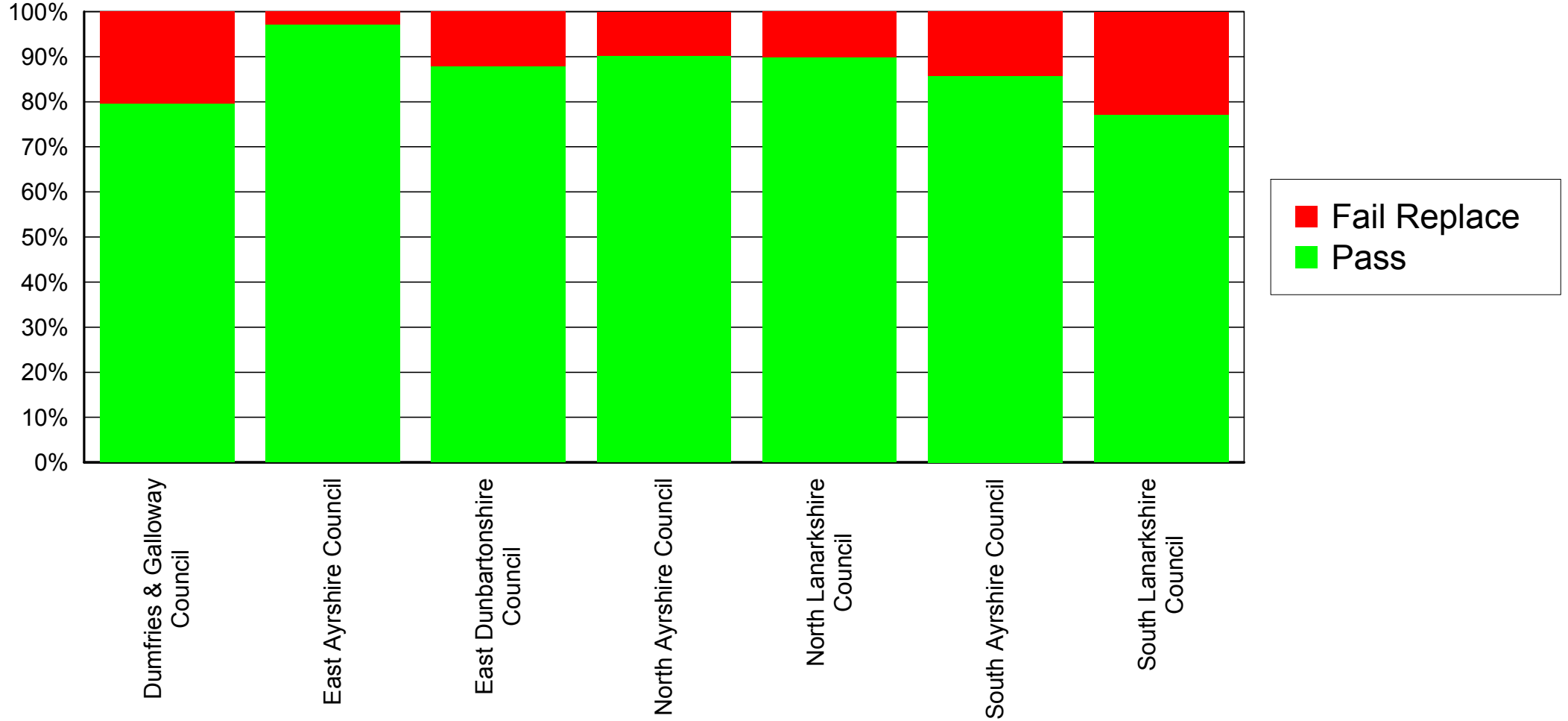
Works Promoter Virgin Media Group	CORE	PASS No/%		FAIL-MONITOR						FAIL-REPLACE					
				Compaction	Layers	Materials	Other	TOTAL No/%	Compaction	Layers	Materials	Other	TOTAL No/%		
Angus Council	5	5	100.0%	0	0	0	0	0	0.0%	0	0	0	0	0	0.0%
Dundee City Council	5	5	100.0%	0	0	0	0	0	0.0%	0	0	0	0	0	0.0%
Falkirk Council	8	5	62.5%	0	0	0	0	0	0.0%	0	1	2	1	3	37.5%
Fife Council	8	8	100.0%	0	0	0	0	0	0.0%	0	0	0	0	0	0.0%
Perth & Kinross Council	4	4	100.0%	0	0	0	0	0	0.0%	0	0	0	0	0	0.0%
TOTALS Virgin Media Group	30	27	90.0%	0	0	0	0	0	0.0%	0	1	2	1	3	10.0%

TayForth RAUC



South-West RAUC	CORE	PASS No/%		FAIL-MONITOR						FAIL-REPLACE				
				Compaction	Layers	Materia	Other	TOTAL No/%	Compaction	Layers	Materials	Other	TOTAL No/%	
TOTALS FOR South-West RAUC	399	338	84.7%	0	0	0	0	0 0.0%	14	28	19	11	61 15.3%	

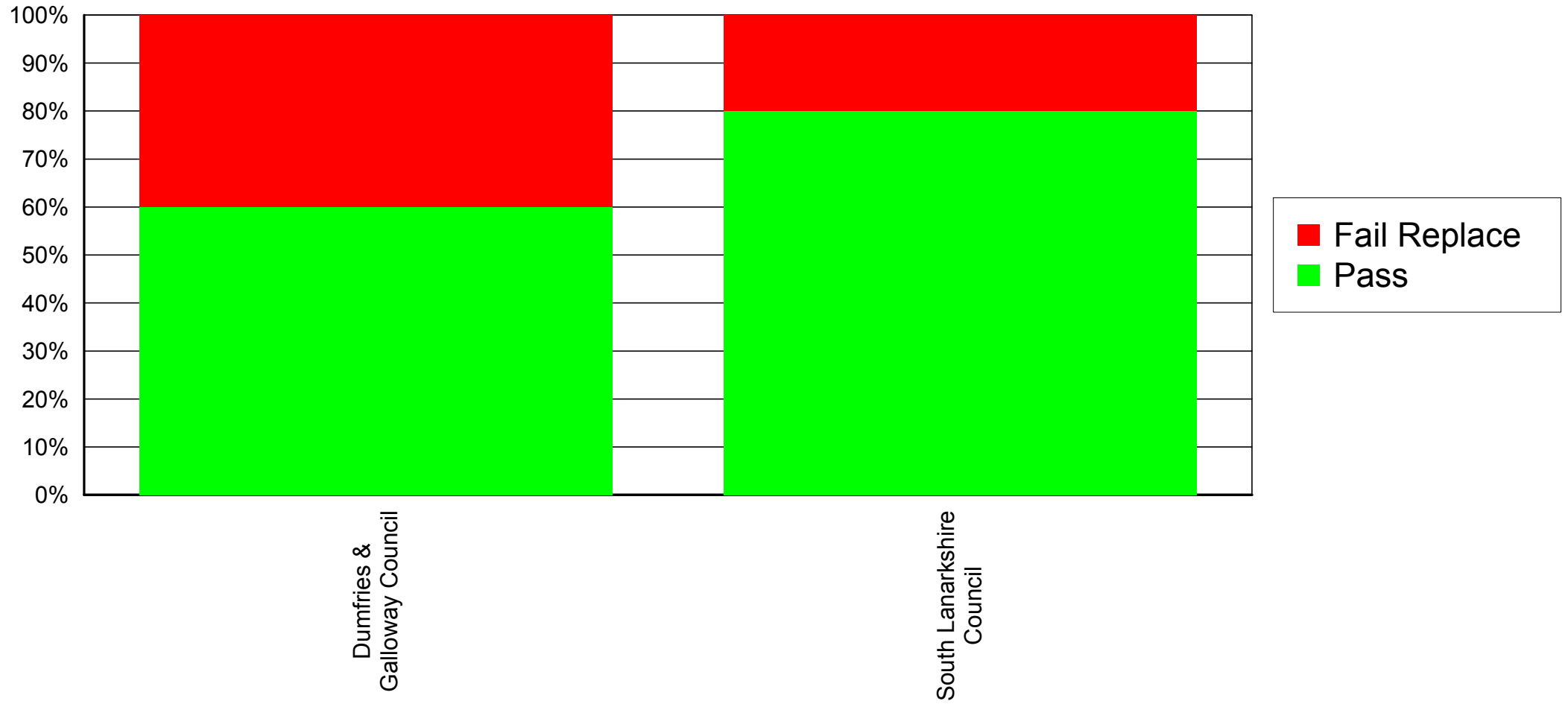
South-West RAUC



South-West RAUC

Works Promoter E S Pipelines Limited	CORE	PASS No/%		FAIL-MONITOR						FAIL-REPLACE					
				Compaction	Layers	Materials	Other	TOTAL No/%	Compaction	Layers	Materials	Other	TOTAL No/%		
Dumfries & Galloway Council	5	3	60.0%	0	0	0	0	0	0.0%	1	0	1	0	2	40.0%
South Lanarkshire Council	5	4	80.0%	0	0	0	0	0	0.0%	0	0	1	0	1	20.0%
TOTALS E S Pipelines Limited	10	7	70.0%	0	0	0	0	0	0.0%	1	0	2	0	3	30.0%

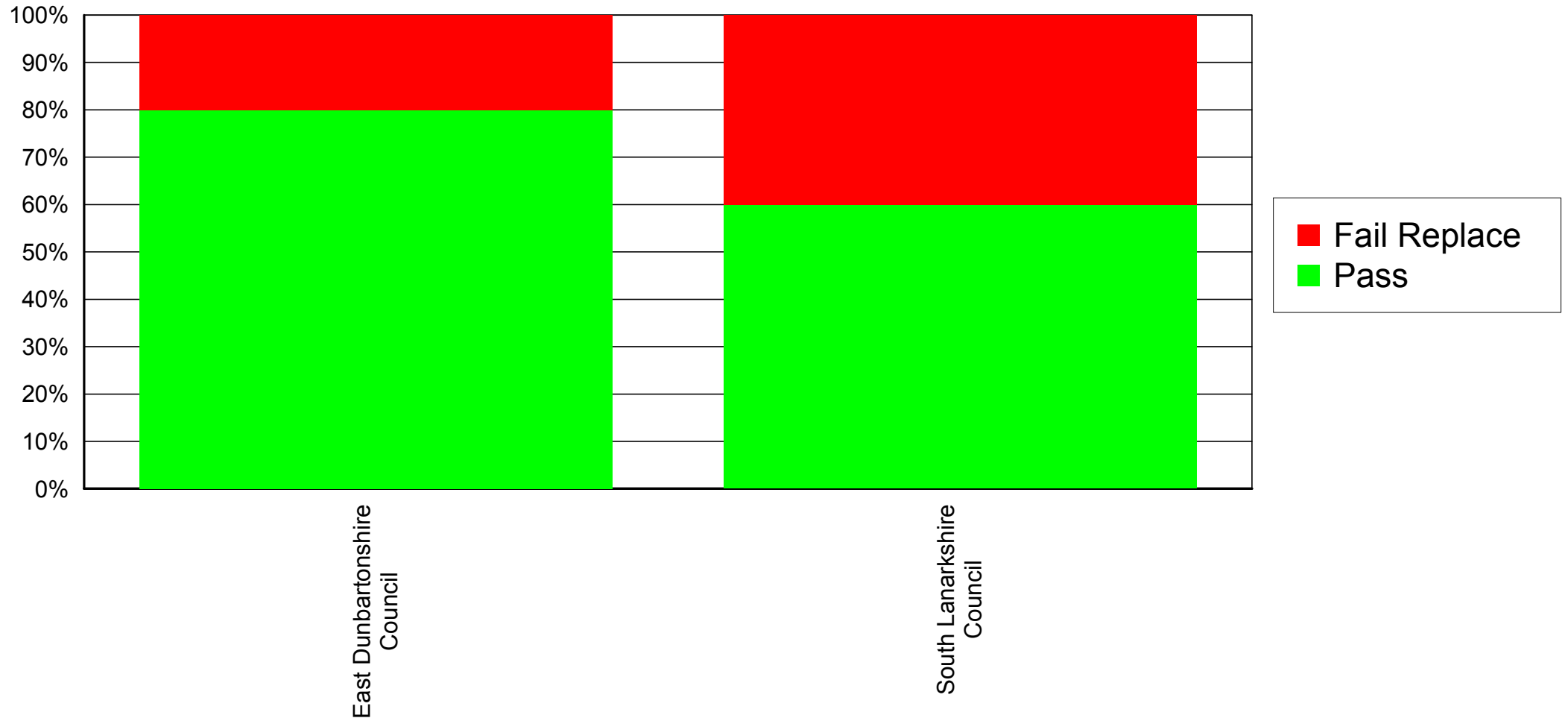
South-West RAUC



South-West RAUC

Works Promoter Energetics	CORE	PASS No/%		FAIL-MONITOR						FAIL-REPLACE					
				Compaction	Layers	Materials	Other	TOTAL No/%	Compaction	Layers	Materials	Other	TOTAL No/%		
East Dunbartonshire Council	5	4	80.0%	0	0	0	0	0	0.0%	0	1	0	0	1	20.0%
South Lanarkshire Council	5	3	60.0%	0	0	0	0	0	0.0%	1	1	1	0	2	40.0%
TOTALS Energetics	10	7	70.0%	0	0	0	0	0	0.0%	1	2	1	0	3	30.0%

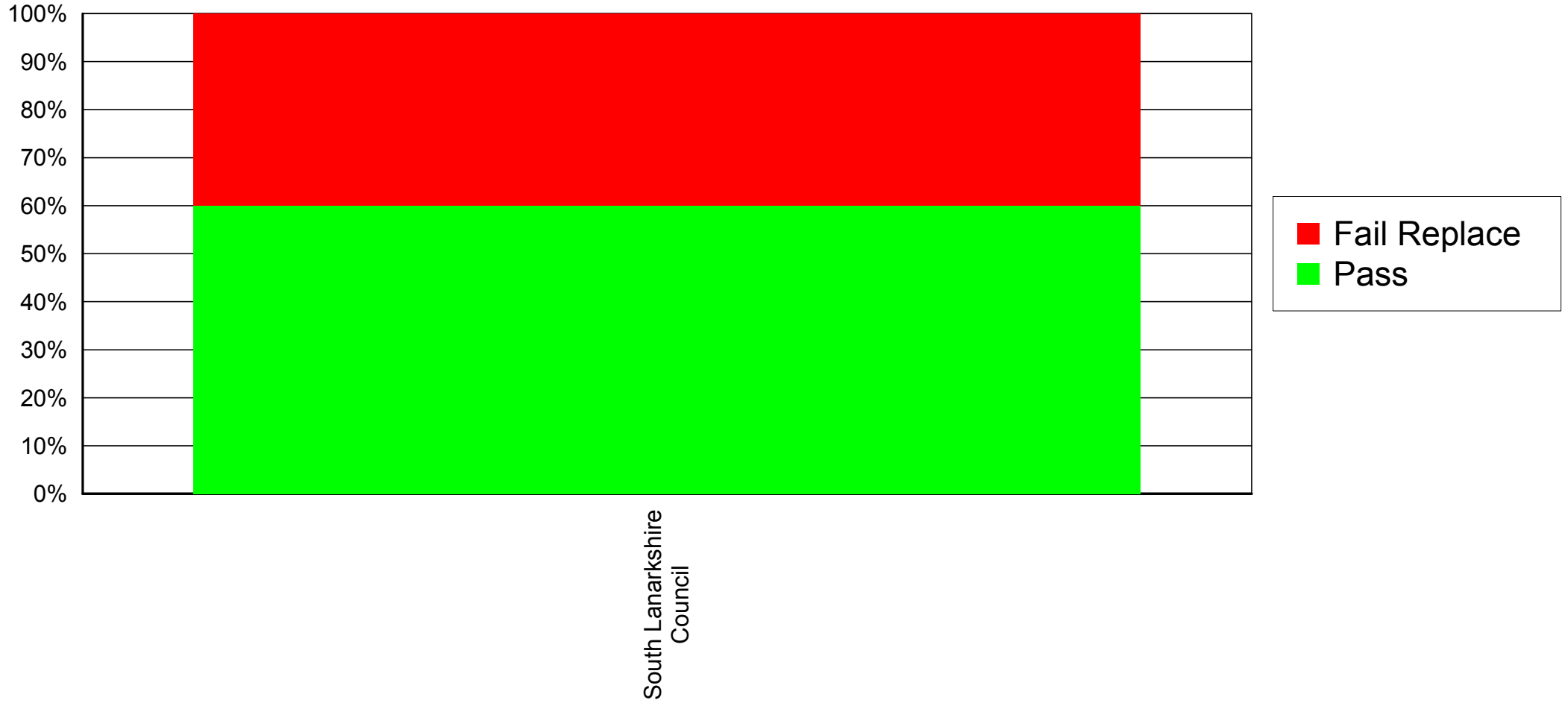
South-West RAUC



South-West RAUC

Works Promoter Fulcrum	CORE	PASS No/%		FAIL-MONITOR						FAIL-REPLACE					
				Compaction	Layers	Materials	Other	TOTAL No/%	Compaction	Layers	Materials	Other	TOTAL No/%		
South Lanarkshire Council	5	3	60.0%	0	0	0	0	0	0.0%	1	1	1	0	2	40.0%
TOTALS Fulcrum	5	3	60.0%	0	0	0	0	0	0.0%	1	1	1	0	2	40.0%

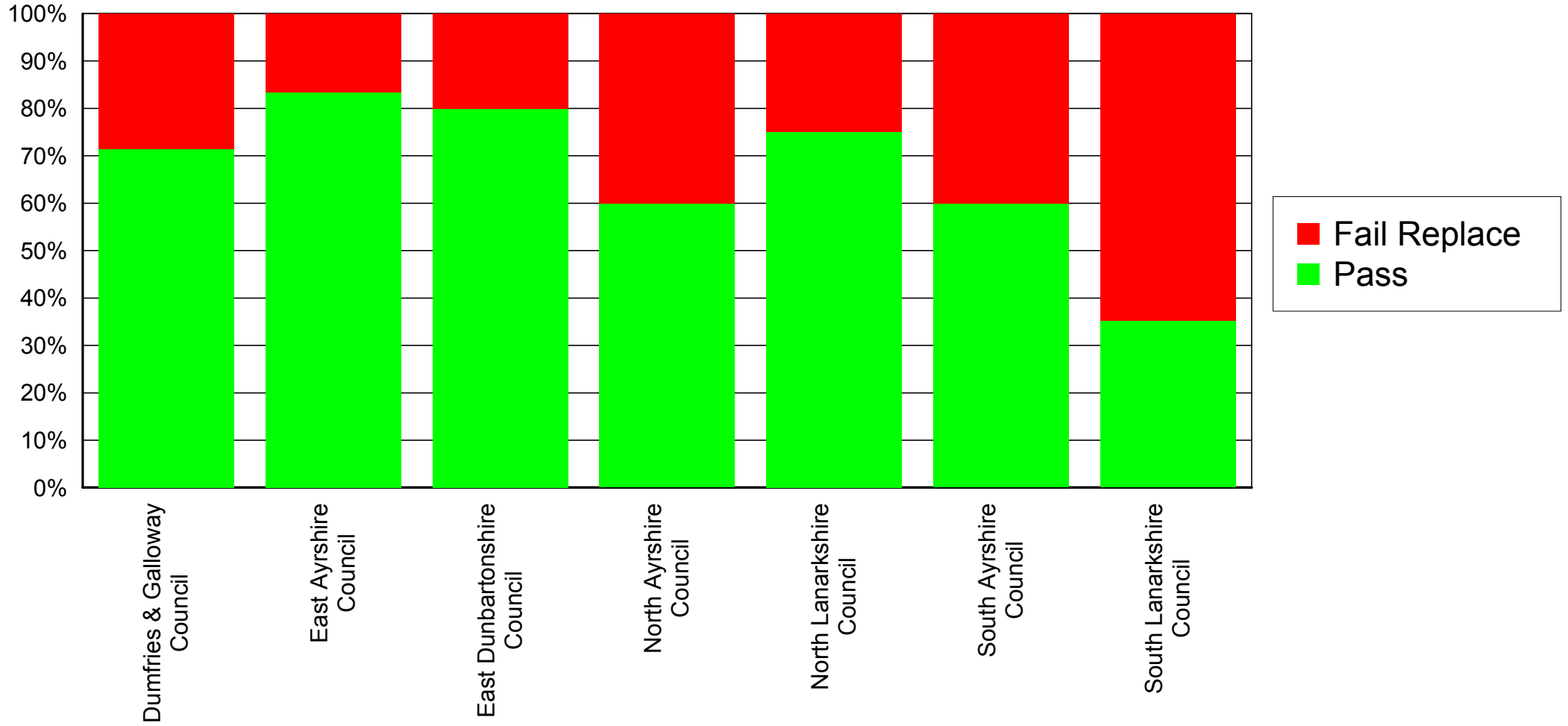
South-West RAUC



South-West RAUC

Works Promoter Openreach	CORE	PASS No/%		FAIL-MONITOR						FAIL-REPLACE					
				Compaction	Layers	Materials	Other	TOTAL No/%	Compaction	Layers	Materials	Other	TOTAL No/%		
Dumfries & Galloway Council	7	5	71.4%	0	0	0	0	0	0.0%	0	1	1	0	2	28.6%
East Ayrshire Council	6	5	83.3%	0	0	0	0	0	0.0%	0	1	0	0	1	16.7%
East Dunbartonshire Council	5	4	80.0%	0	0	0	0	0	0.0%	0	1	1	0	1	20.0%
North Ayrshire Council	5	3	60.0%	0	0	0	0	0	0.0%	0	2	0	0	2	40.0%
North Lanarkshire Council	12	9	75.0%	0	0	0	0	0	0.0%	0	0	1	2	3	25.0%
South Ayrshire Council	5	3	60.0%	0	0	0	0	0	0.0%	0	0	2	0	2	40.0%
South Lanarkshire Council	17	6	35.3%	0	0	0	0	0	0.0%	2	5	4	3	11	64.7%
TOTALS Openreach	57	35	61.4%	0	0	0	0	0	0.0%	2	10	9	5	22	38.6%

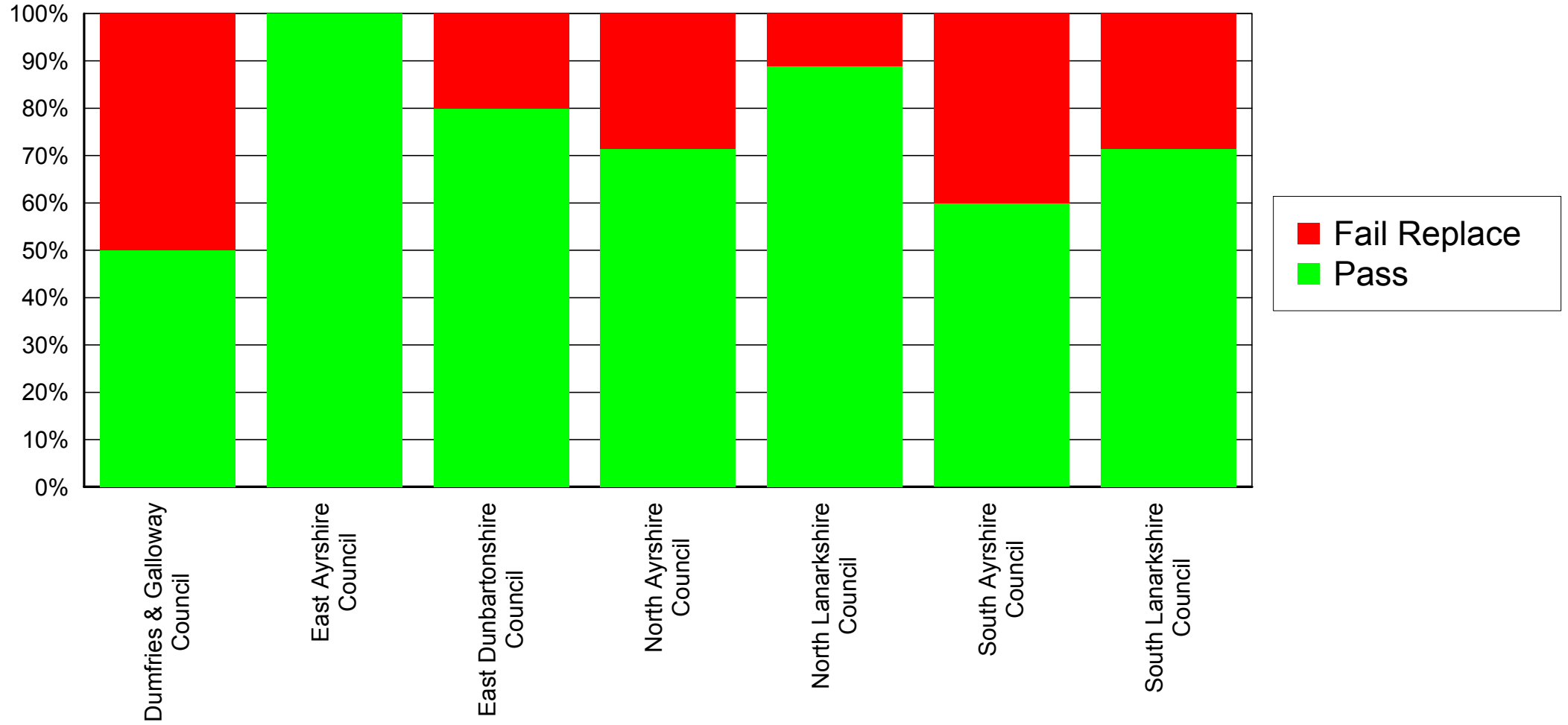
South-West RAUC



South-West RAUC

Works Promoter Scottish Power	CORE	PASS No/%		FAIL-MONITOR						FAIL-REPLACE					
				Compaction	Layers	Materials	Other	TOTAL No/%	Compaction	Layers	Materials	Other	TOTAL No/%		
Dumfries & Galloway Council	4	2	50.0%	0	0	0	0	0	0.0%	0	2	1	0	2	50.0%
East Ayrshire Council	5	5	100.0%	0	0	0	0	0	0.0%	0	0	0	0	0	0.0%
East Dunbartonshire Council	5	4	80.0%	0	0	0	0	0	0.0%	0	1	1	0	1	20.0%
North Ayrshire Council	7	5	71.4%	0	0	0	0	0	0.0%	1	0	0	2	2	28.6%
North Lanarkshire Council	9	8	88.9%	0	0	0	0	0	0.0%	1	0	0	0	1	11.1%
South Ayrshire Council	5	3	60.0%	0	0	0	0	0	0.0%	1	0	1	0	2	40.0%
South Lanarkshire Council	14	10	71.4%	0	0	0	0	0	0.0%	1	1	1	1	4	28.6%
TOTALS Scottish Power	49	37	75.5%	0	0	0	0	0	0.0%	4	4	4	3	12	24.5%

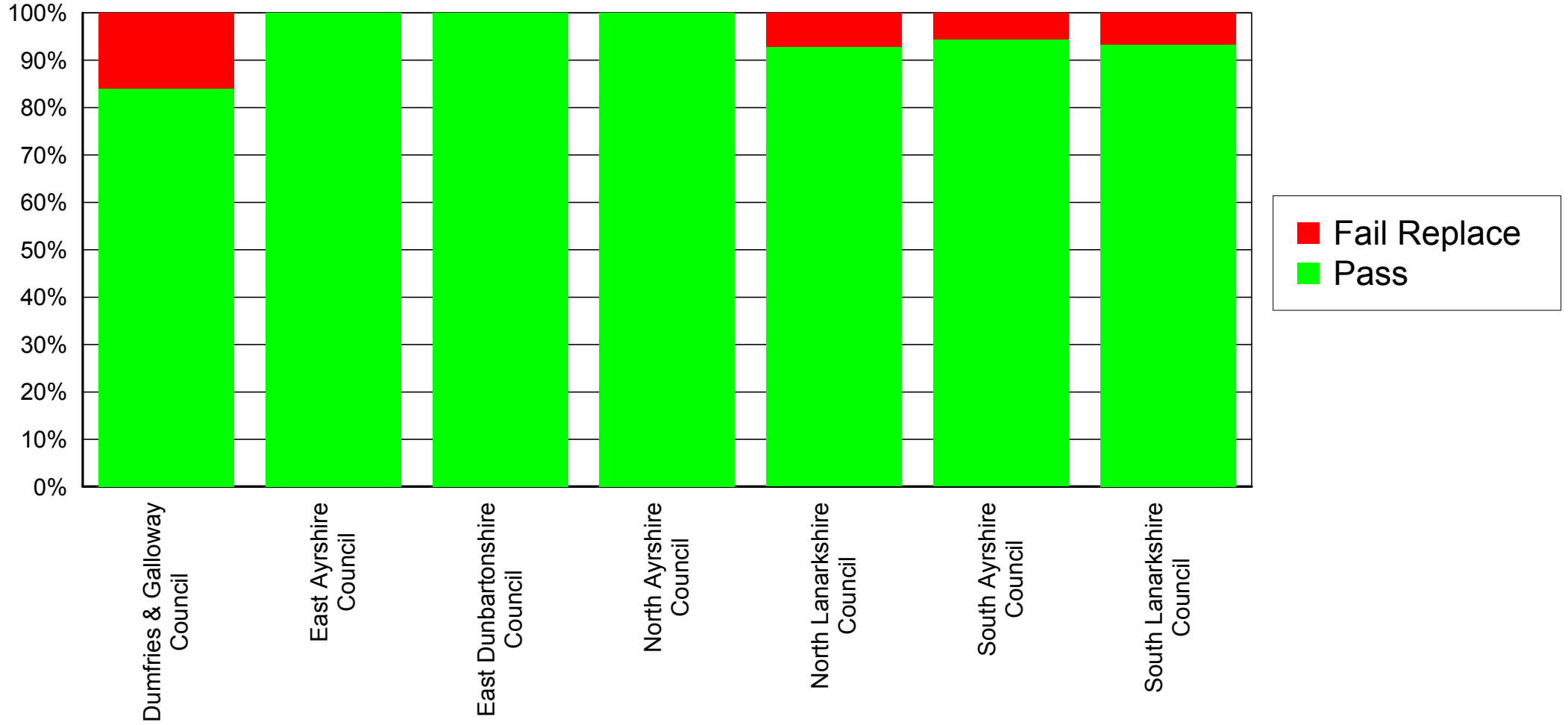
South-West RAUC



South-West RAUC

Works Promoter Scottish Water	CORE	PASS No/%		FAIL-MONITOR						FAIL-REPLACE					
				Compaction	Layers	Materials	Other	TOTAL No/%	Compaction	Layers	Materials	Other	TOTAL No/%		
Dumfries & Galloway Council	25	21	84.0%	0	0	0	0	0	0.0%	0	4	0	0	4	16.0%
East Ayrshire Council	18	18	100.0%	0	0	0	0	0	0.0%	0	0	0	0	0	0.0%
East Dunbartonshire Council	9	9	100.0%	0	0	0	0	0	0.0%	0	0	0	0	0	0.0%
North Ayrshire Council	23	23	100.0%	0	0	0	0	0	0.0%	0	0	0	0	0	0.0%
North Lanarkshire Council	28	26	92.9%	0	0	0	0	0	0.0%	1	1	0	0	2	7.1%
South Ayrshire Council	18	17	94.4%	0	0	0	0	0	0.0%	1	0	0	0	1	5.6%
South Lanarkshire Council	45	42	93.3%	0	0	0	0	0	0.0%	2	2	0	0	3	6.7%
TOTALS Scottish Water	166	156	94.0%	0	0	0	0	0	0.0%	4	7	0	0	10	6.0%

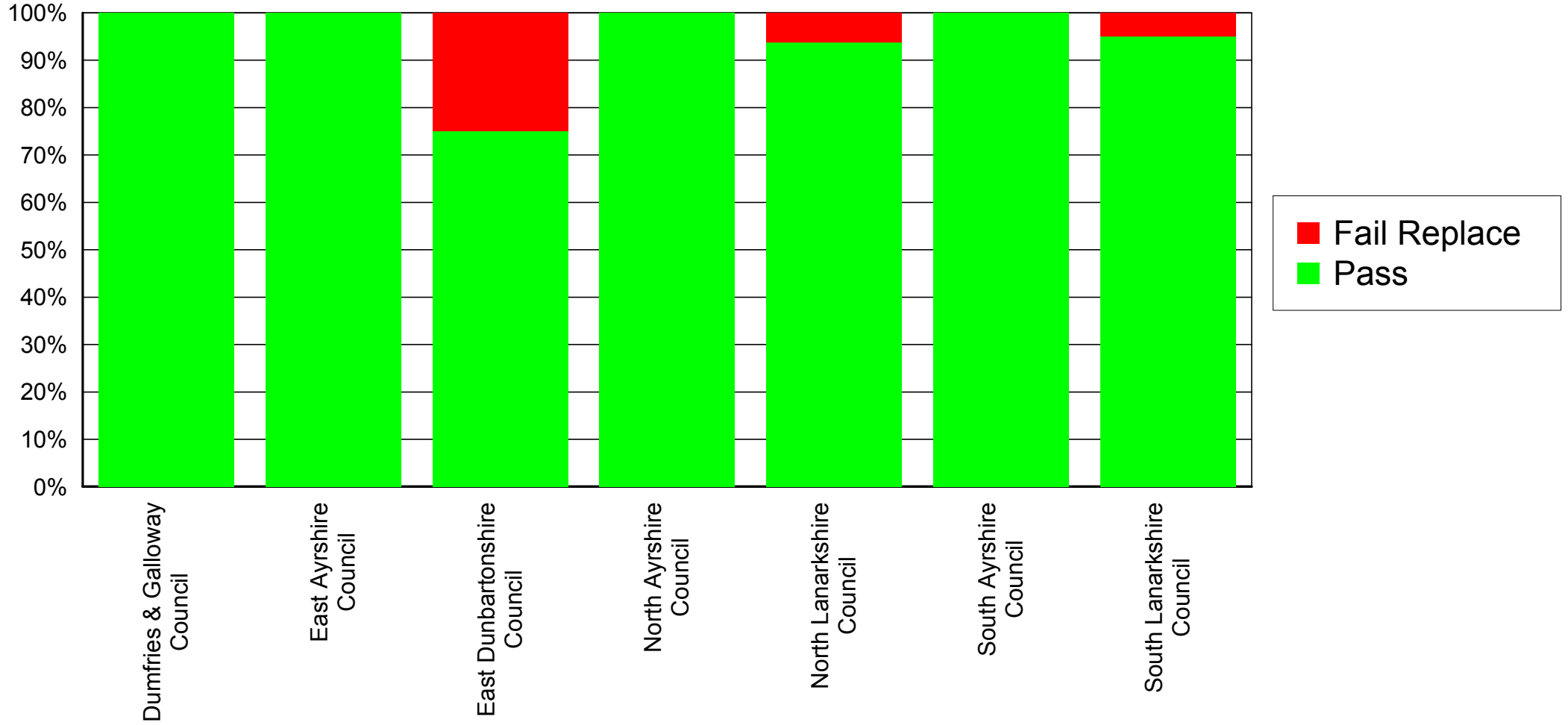
South-West RAUC



South-West RAUC

Works Promoter SGN	CORE	PASS No/%		FAIL-MONITOR						FAIL-REPLACE					
				Compaction	Layers	Materials	Other	TOTAL No/%	Compaction	Layers	Materials	Other	TOTAL No/%		
Dumfries & Galloway Council	8	8	100.0%	0	0	0	0	0	0.0%	0	0	0	0	0	0.0%
East Ayrshire Council	6	6	100.0%	0	0	0	0	0	0.0%	0	0	0	0	0	0.0%
East Dunbartonshire Council	4	3	75.0%	0	0	0	0	0	0.0%	0	0	1	0	1	25.0%
North Ayrshire Council	6	6	100.0%	0	0	0	0	0	0.0%	0	0	0	0	0	0.0%
North Lanarkshire Council	16	15	93.8%	0	0	0	0	0	0.0%	1	0	0	0	1	6.3%
South Ayrshire Council	7	7	100.0%	0	0	0	0	0	0.0%	0	0	0	0	0	0.0%
South Lanarkshire Council	20	19	95.0%	0	0	0	0	0	0.0%	0	1	0	0	1	5.0%
TOTALS SGN	67	64	95.5%	0	0	0	0	0	0.0%	1	1	1	0	3	4.5%

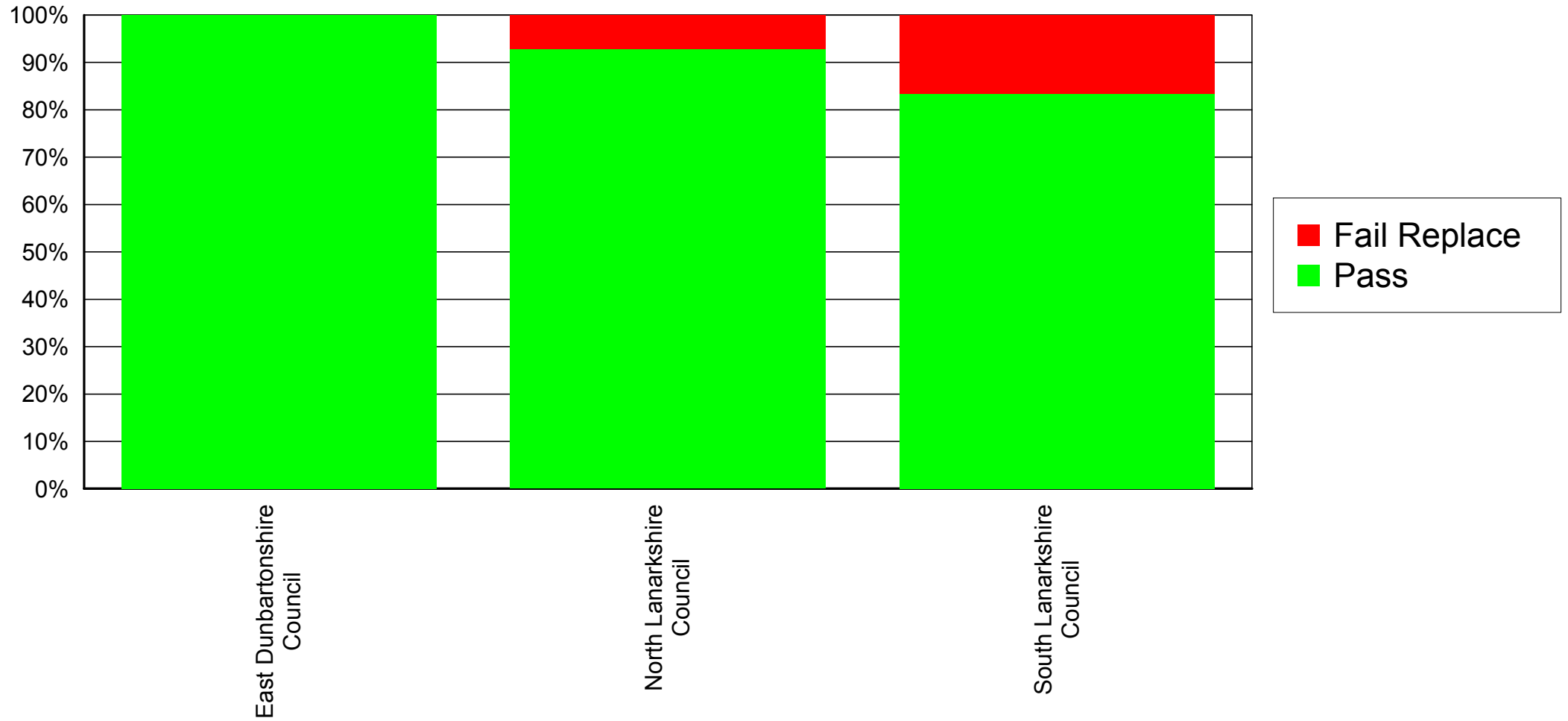
South-West RAUC



South-West RAUC

Works Promoter Virgin Media Group	CORE	PASS No/%		FAIL-MONITOR						FAIL-REPLACE					
				Compaction	Layers	Materials	Other	TOTAL No/%	Compaction	Layers	Materials	Other	TOTAL No/%		
East Dunbartonshire Council	5	5	100.0%	0	0	0	0	0	0.0%	0	0	0	0	0	0.0%
North Lanarkshire Council	14	13	92.9%	0	0	0	0	0	0.0%	0	1	0	0	1	7.1%
South Lanarkshire Council	12	10	83.3%	0	0	0	0	0	0.0%	0	1	0	2	2	16.7%
TOTALS Virgin Media Group	31	28	90.3%	0	0	0	0	0	0.0%	0	2	0	2	3	9.7%

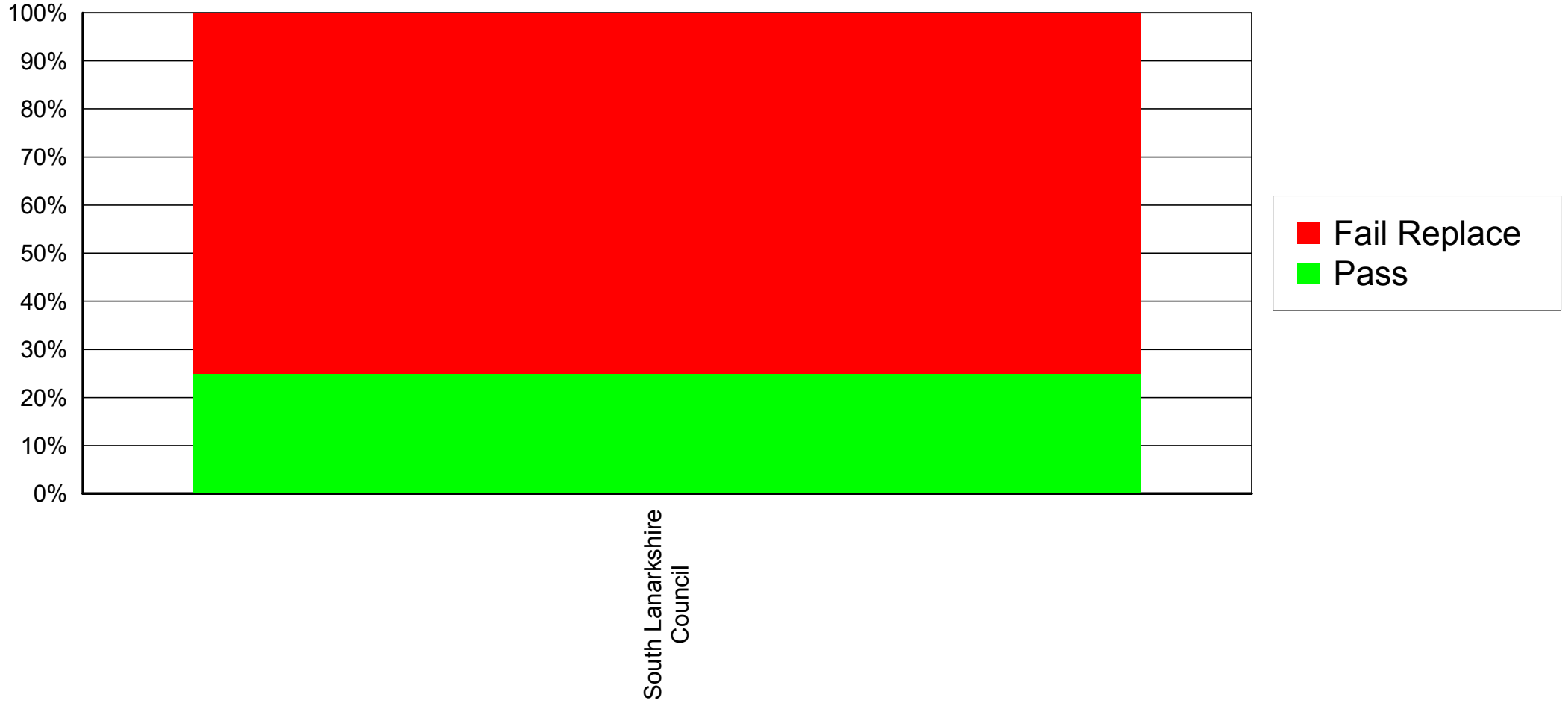
South-West RAUC



South-West RAUC

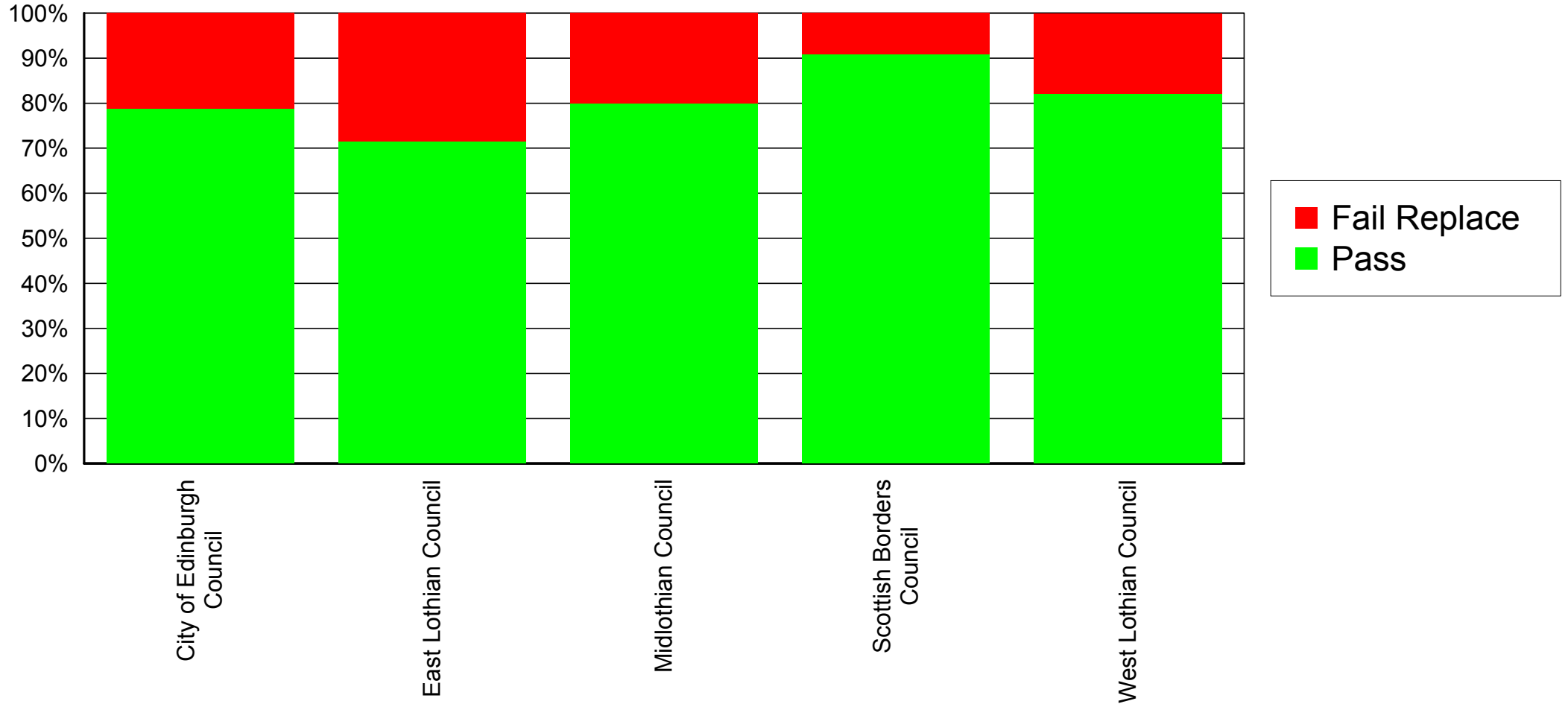
Works Promoter Vodafone (C&W)	CORE	PASS No/%		FAIL-MONITOR						FAIL-REPLACE					
				Compaction	Layers	Materials	Other	TOTAL No/%	Compaction	Layers	Materials	Other	TOTAL No/%		
South Lanarkshire Council	4	1	25.0%	0	0	0	0	0	0.0%	0	1	1	1	3	75.0%
TOTALS Vodafone (C&W)	4	1	25.0%	0	0	0	0	0	0.0%	0	1	1	1	3	75.0%

South-West RAUC



South-East RAUC	CORE	PASS No/%		FAIL-MONITOR						FAIL-REPLACE				
				Compaction	Layers	Materia	Other	TOTAL No/%	Compaction	Layers	Materials	Other	TOTAL No/%	
TOTALS FOR South-East RAUC	300	241	80.3%	0	0	0	0	0 0.0%	31	24	1	7	59 19.7%	

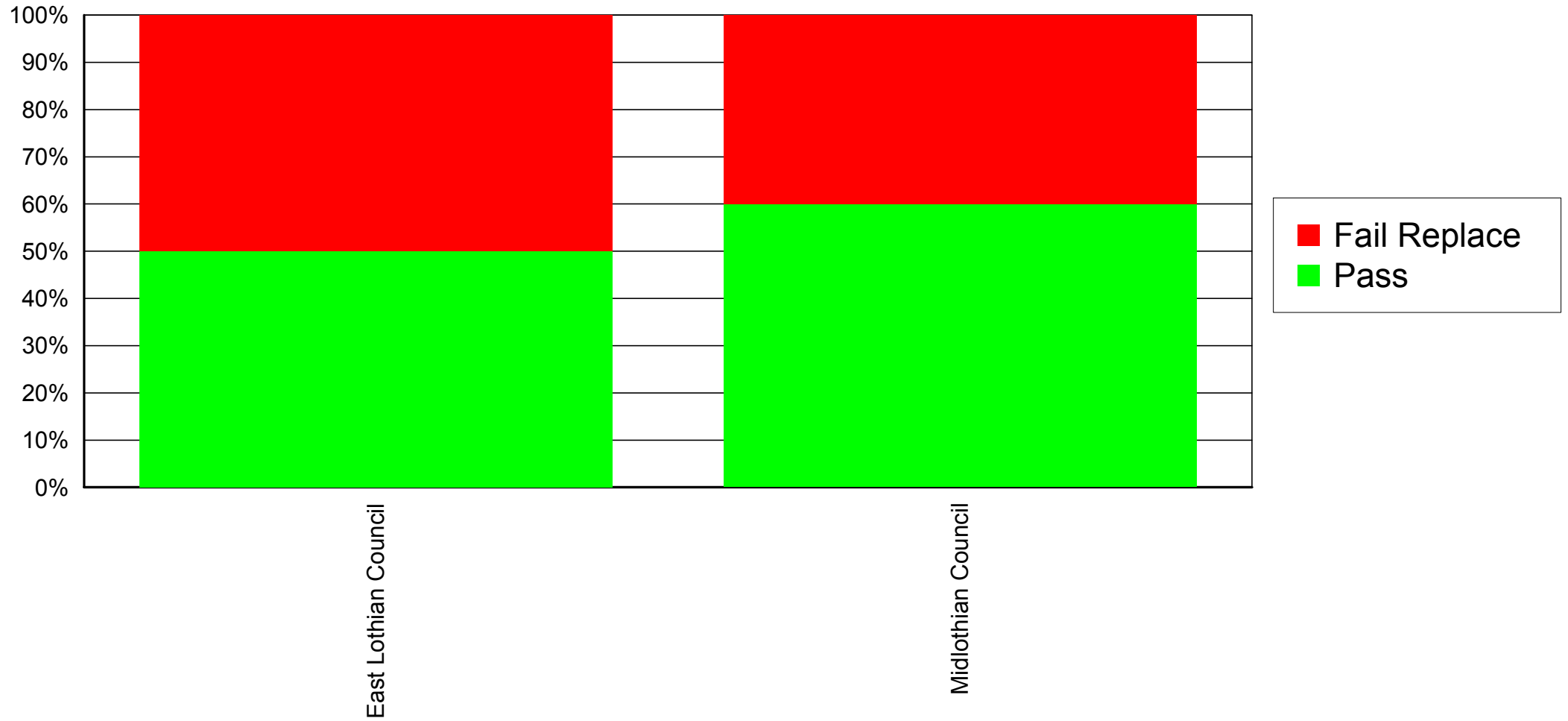
South-East RAUC



South-East RAUC

Works Promoter E S Pipelines Limited	CORE	PASS No/%		FAIL-MONITOR						FAIL-REPLACE					
				Compaction	Layers	Materials	Other	TOTAL No/%	Compaction	Layers	Materials	Other	TOTAL No/%		
East Lothian Council	6	3	50.0%	0	0	0	0	0	0.0%	3	0	0	0	3	50.0%
Midlothian Council	5	3	60.0%	0	0	0	0	0	0.0%	2	0	0	0	2	40.0%
TOTALS E S Pipelines Limited	11	6	54.5%	0	0	0	0	0	0.0%	5	0	0	0	5	45.5%

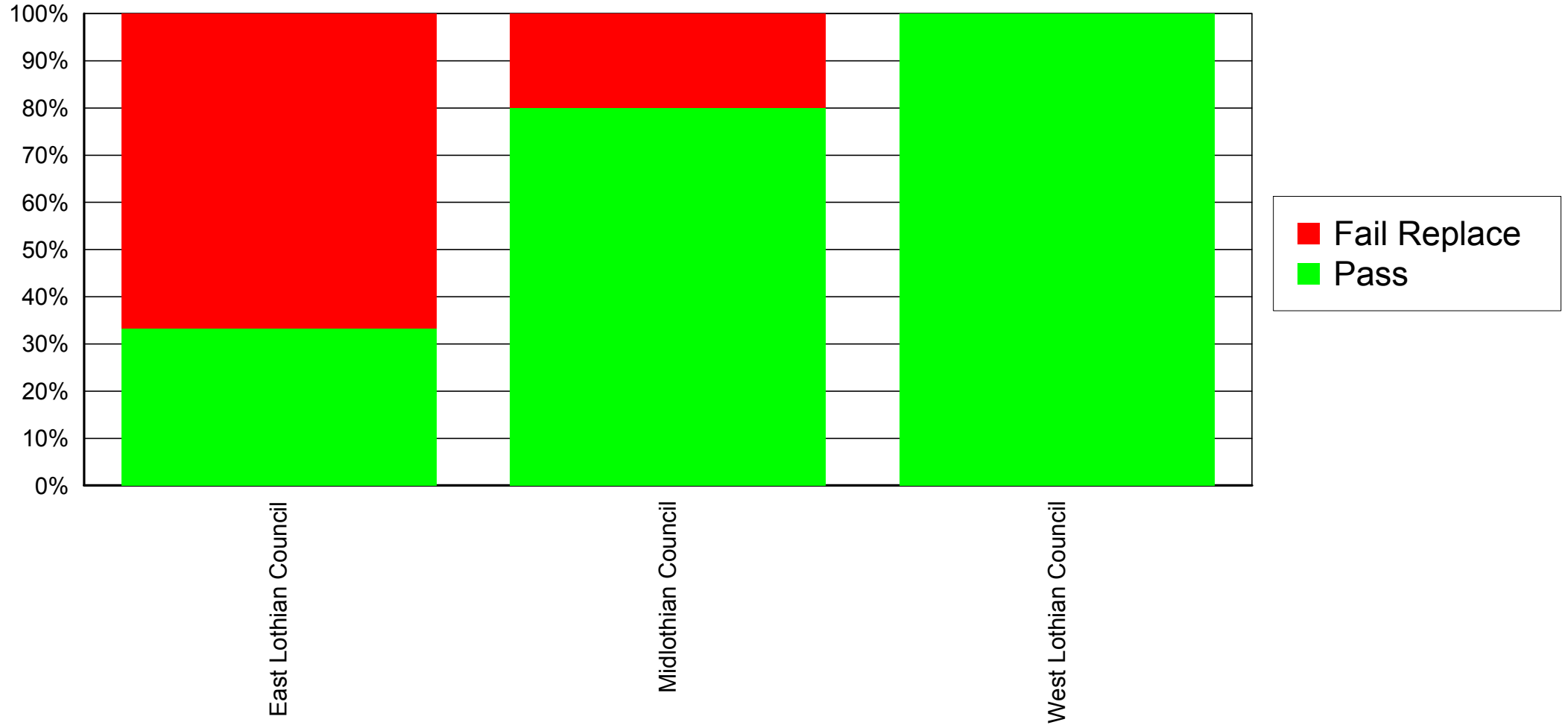
South-East RAUC



South-East RAUC

Works Promoter Energetics	CORE	PASS No/%		FAIL-MONITOR						FAIL-REPLACE					
				Compaction	Layers	Materials	Other	TOTAL No/%	Compaction	Layers	Materials	Other	TOTAL No/%		
East Lothian Council	3	1	33.3%	0	0	0	0	0	0.0%	0	1	1	1	2	66.7%
Midlothian Council	5	4	80.0%	0	0	0	0	0	0.0%	1	0	0	0	1	20.0%
West Lothian Council	7	7	100.0%	0	0	0	0	0	0.0%	0	0	0	0	0	0.0%
TOTALS Energetics	15	12	80.0%	0	0	0	0	0	0.0%	1	1	1	1	3	20.0%

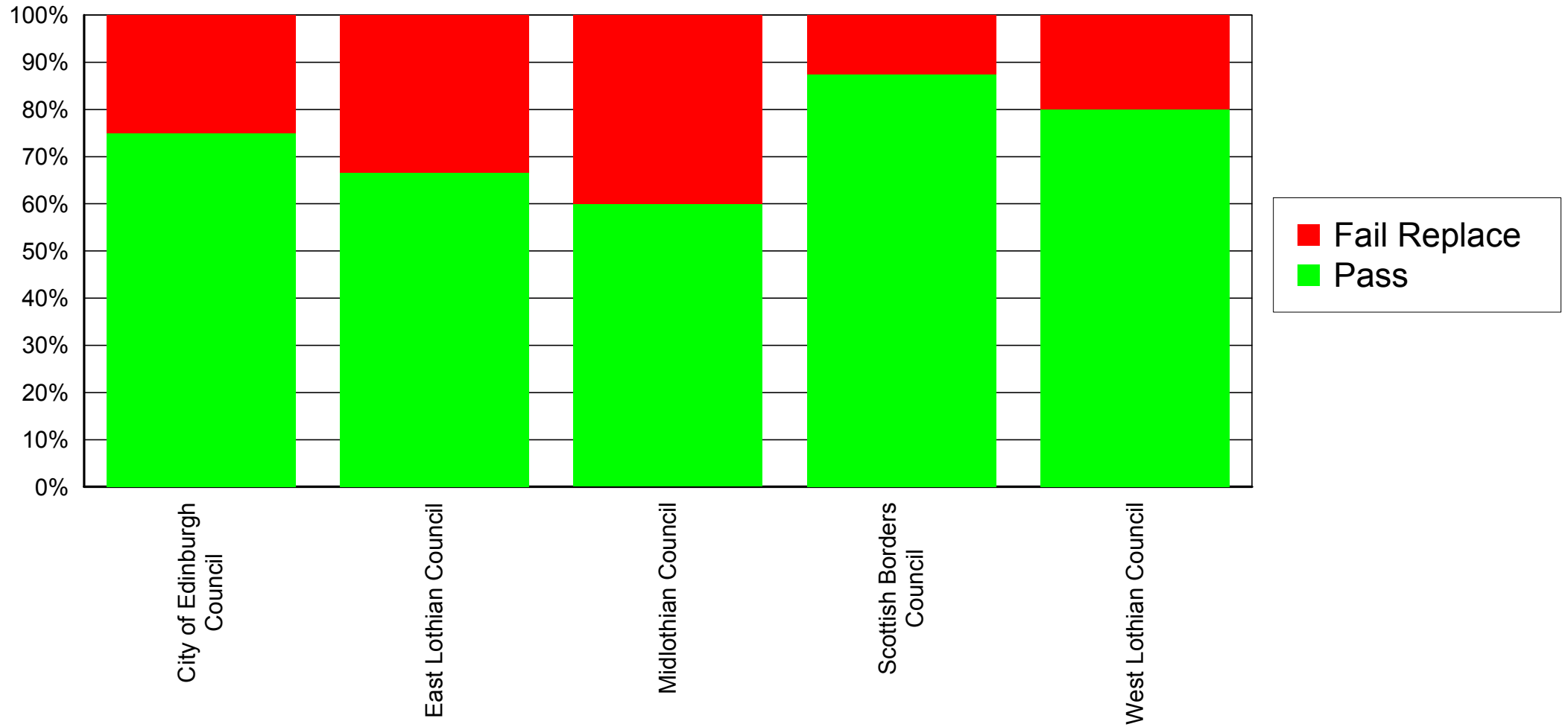
South-East RAUC



South-East RAUC

Works Promoter Openreach	CORE	PASS No/%		FAIL-MONITOR						FAIL-REPLACE					
				Compaction	Layers	Materials	Other	TOTAL No/%	Compaction	Layers	Materials	Other	TOTAL No/%		
City of Edinburgh Council	12	9	75.0%	0	0	0	0	0	0.0%	0	2	0	1	3	25.0%
East Lothian Council	3	2	66.7%	0	0	0	0	0	0.0%	1	0	0	1	1	33.3%
Midlothian Council	5	3	60.0%	0	0	0	0	0	0.0%	2	0	0	0	2	40.0%
Scottish Borders Council	8	7	87.5%	0	0	0	0	0	0.0%	1	0	0	0	1	12.5%
West Lothian Council	10	8	80.0%	0	0	0	0	0	0.0%	1	0	0	1	2	20.0%
TOTALS Openreach	38	29	76.3%	0	0	0	0	0	0.0%	5	2	0	3	9	23.7%

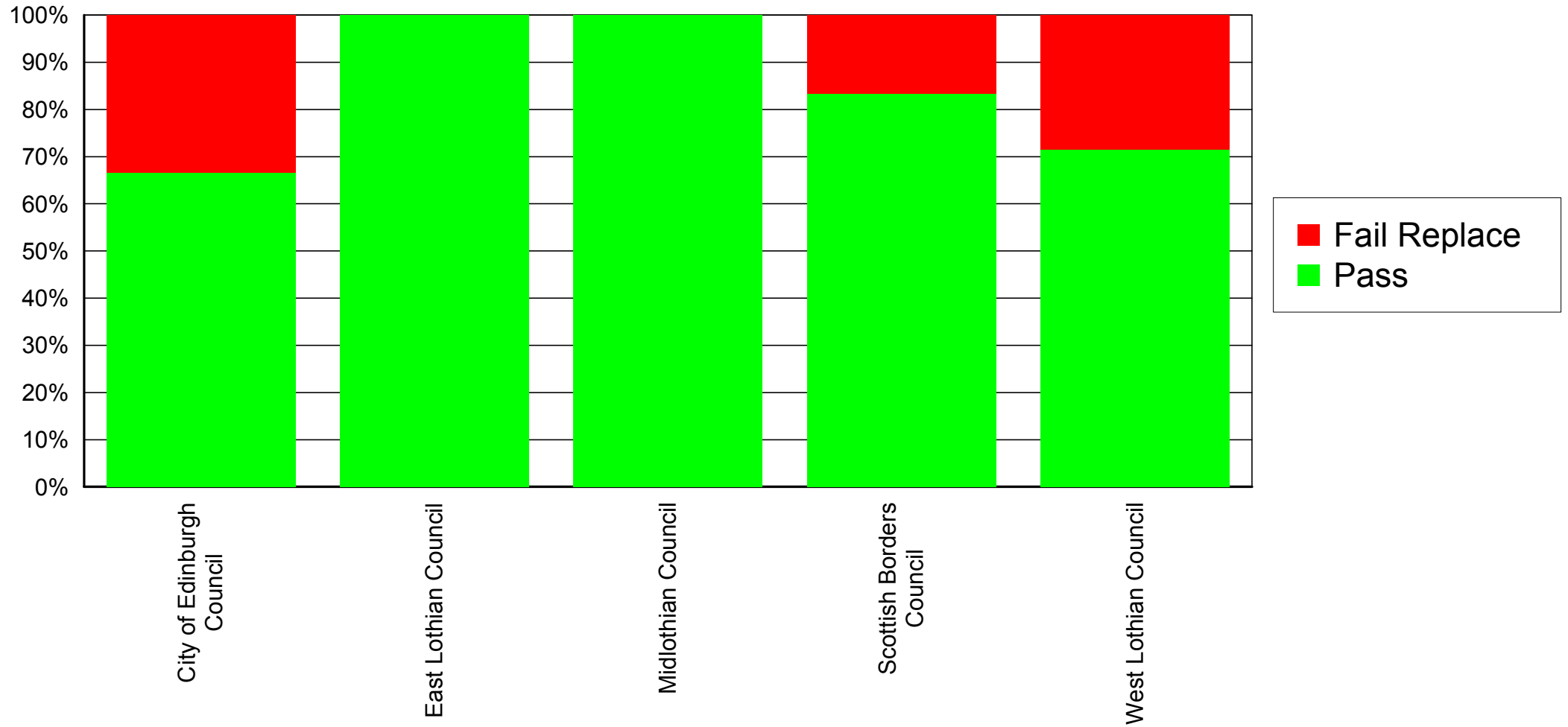
South-East RAUC



South-East RAUC

Works Promoter Scottish Power	CORE	PASS No/%		FAIL-MONITOR						FAIL-REPLACE					
				Compaction	Layers	Materials	Other	TOTAL No/%	Compaction	Layers	Materials	Other	TOTAL No/%		
City of Edinburgh Council	21	14	66.7%	0	0	0	0	0	0.0%	5	3	0	0	7	33.3%
East Lothian Council	4	4	100.0%	0	0	0	0	0	0.0%	0	0	0	0	0	0.0%
Midlothian Council	5	5	100.0%	0	0	0	0	0	0.0%	0	0	0	0	0	0.0%
Scottish Borders Council	6	5	83.3%	0	0	0	0	0	0.0%	0	1	0	0	1	16.7%
West Lothian Council	7	5	71.4%	0	0	0	0	0	0.0%	1	1	0	0	2	28.6%
TOTALS Scottish Power	43	33	76.7%	0	0	0	0	0	0.0%	6	5	0	0	10	23.3%

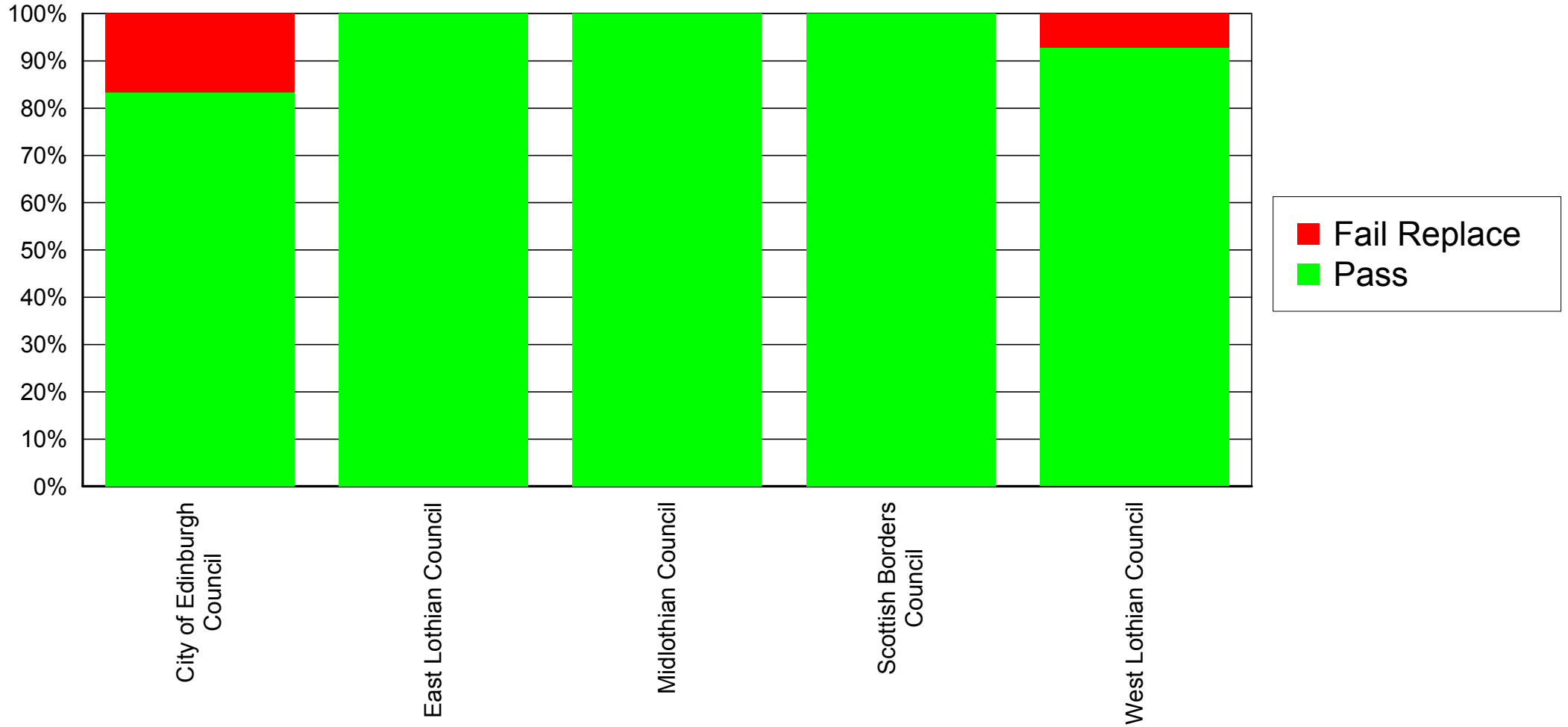
South-East RAUC



South-East RAUC

Works Promoter Scottish Water	CORE	PASS No/%		FAIL-MONITOR						FAIL-REPLACE					
				Compaction	Layers	Materials	Other	TOTAL No/%	Compaction	Layers	Materials	Other	TOTAL No/%		
City of Edinburgh Council	30	25	83.3%	0	0	0	0	0	0.0%	3	3	0	0	5	16.7%
East Lothian Council	5	5	100.0%	0	0	0	0	0	0.0%	0	0	0	0	0	0.0%
Midlothian Council	5	5	100.0%	0	0	0	0	0	0.0%	0	0	0	0	0	0.0%
Scottish Borders Council	14	14	100.0%	0	0	0	0	0	0.0%	0	0	0	0	0	0.0%
West Lothian Council	28	26	92.9%	0	0	0	0	0	0.0%	2	0	0	0	2	7.1%
TOTALS Scottish Water	82	75	91.5%	0	0	0	0	0	0.0%	5	3	0	0	7	8.5%

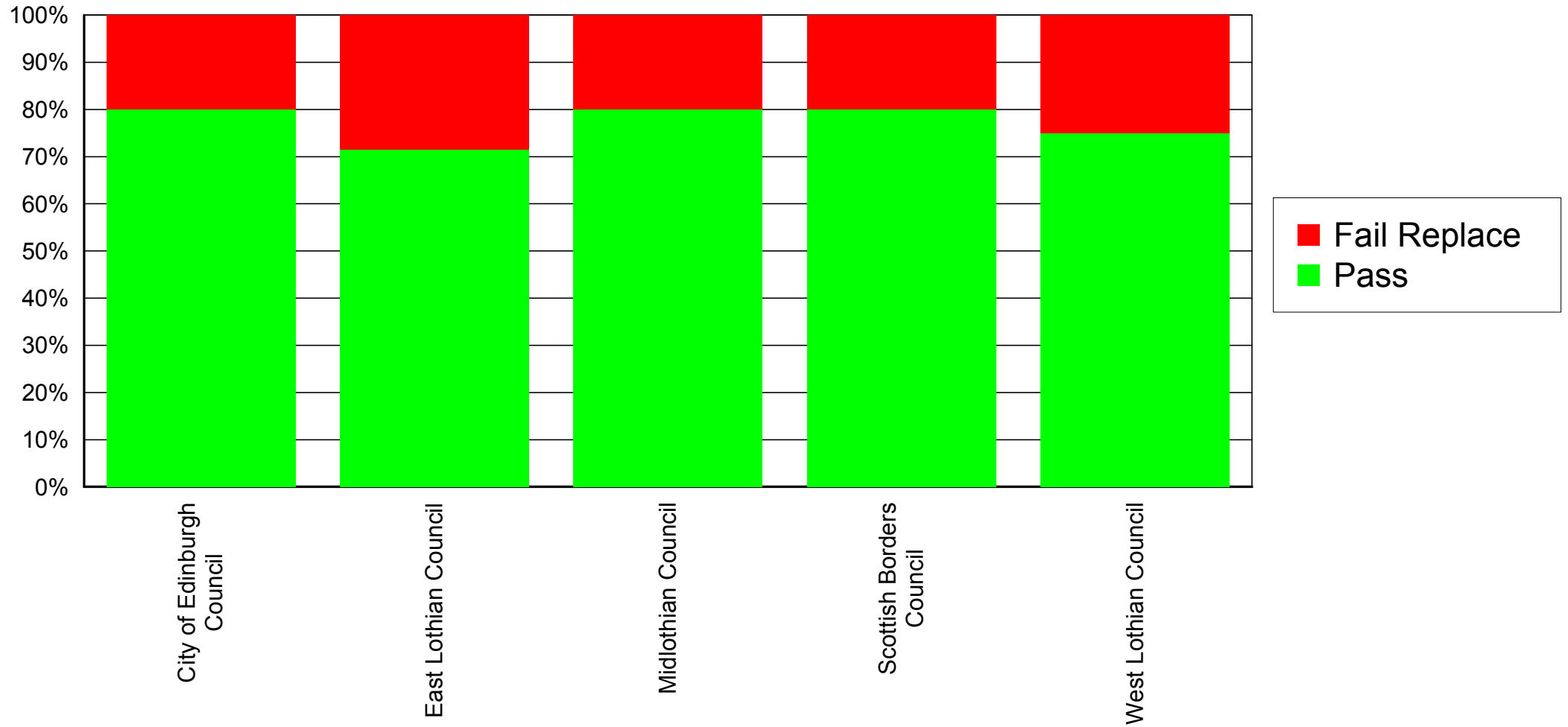
South-East RAUC



South-East RAUC

Works Promoter SGN	CORE	PASS No/%		FAIL-MONITOR						FAIL-REPLACE					
				Compaction	Layers	Materials	Other	TOTAL No/%	Compaction	Layers	Materials	Other	TOTAL No/%		
City of Edinburgh Council	35	28	80.0%	0	0	0	0	0	0.0%	6	1	0	0	7	20.0%
East Lothian Council	14	10	71.4%	0	0	0	0	0	0.0%	0	4	0	0	4	28.6%
Midlothian Council	5	4	80.0%	0	0	0	0	0	0.0%	1	0	0	0	1	20.0%
Scottish Borders Council	5	4	80.0%	0	0	0	0	0	0.0%	0	1	0	0	1	20.0%
West Lothian Council	16	12	75.0%	0	0	0	0	0	0.0%	0	4	0	0	4	25.0%
TOTALS SGN	75	58	77.3%	0	0	0	0	0	0.0%	7	10	0	0	17	22.7%

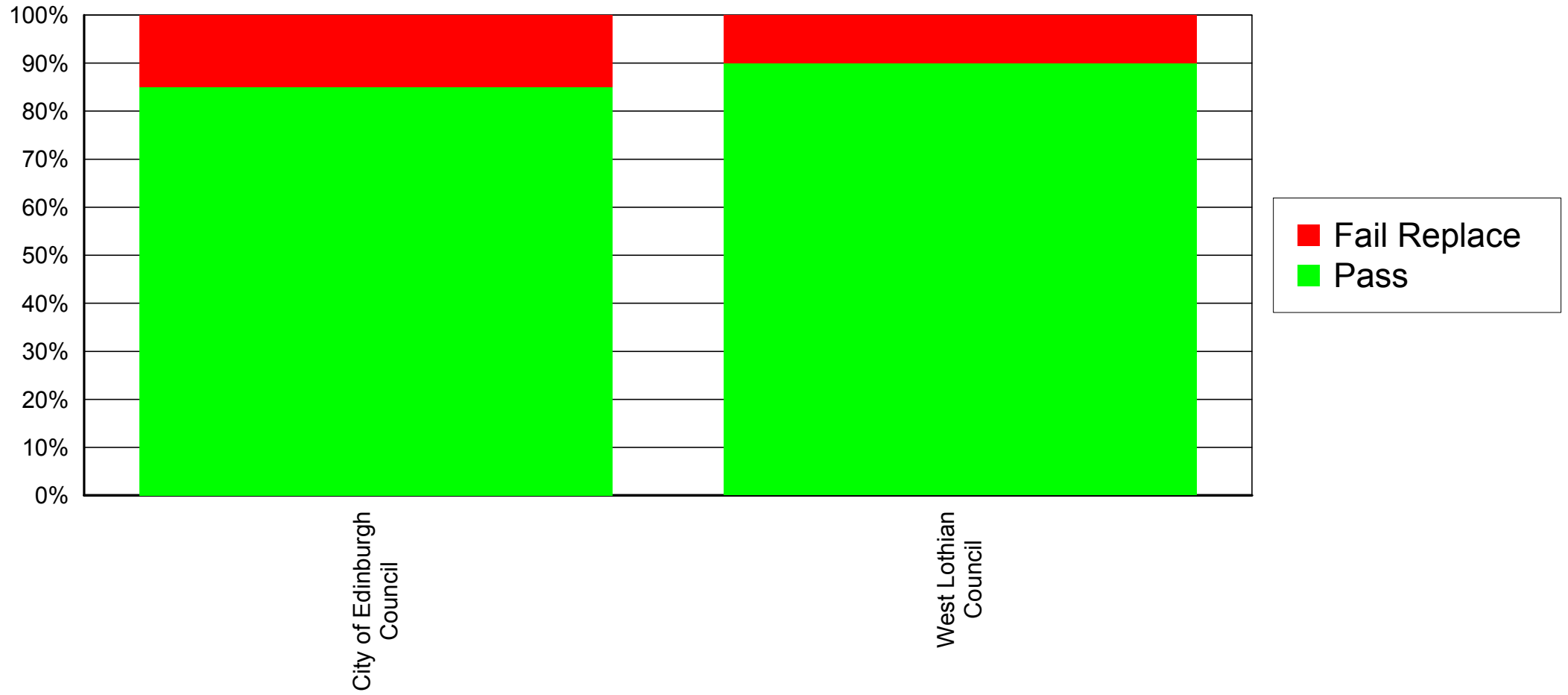
South-East RAUC



South-East RAUC

Works Promoter	CORE	PASS No/%		FAIL-MONITOR						FAIL-REPLACE					
				Compaction	Layers	Materials	Other	TOTAL No/%	Compaction	Layers	Materials	Other	TOTAL No/%		
Virgin Media Group															
City of Edinburgh Council	20	17	85.0%	0	0	0	0	0	0.0%	1	0	0	2	3	15.0%
West Lothian Council	10	9	90.0%	0	0	0	0	0	0.0%	0	1	0	0	1	10.0%
TOTALS Virgin Media Group	30	26	86.7%	0	0	0	0	0	0.0%	1	1	0	2	4	13.3%


South-East RAUC



South-East RAUC

Works Promoter Vodafone (C&W)	CORE	PASS No/%		FAIL-MONITOR						FAIL-REPLACE					
				Compaction	Layers	Materials	Other	TOTAL No/%	Compaction	Layers	Materials	Other	TOTAL No/%		
West Lothian Council	5	2	40.0%	0	0	0	0	0	0.0%	1	1	0	1	3	60.0%
TOTALS Vodafone (C&W)	5	2	40.0%	0	0	0	0	0	0.0%	1	1	0	1	3	60.0%


South-East RAUC



South-East RAUC

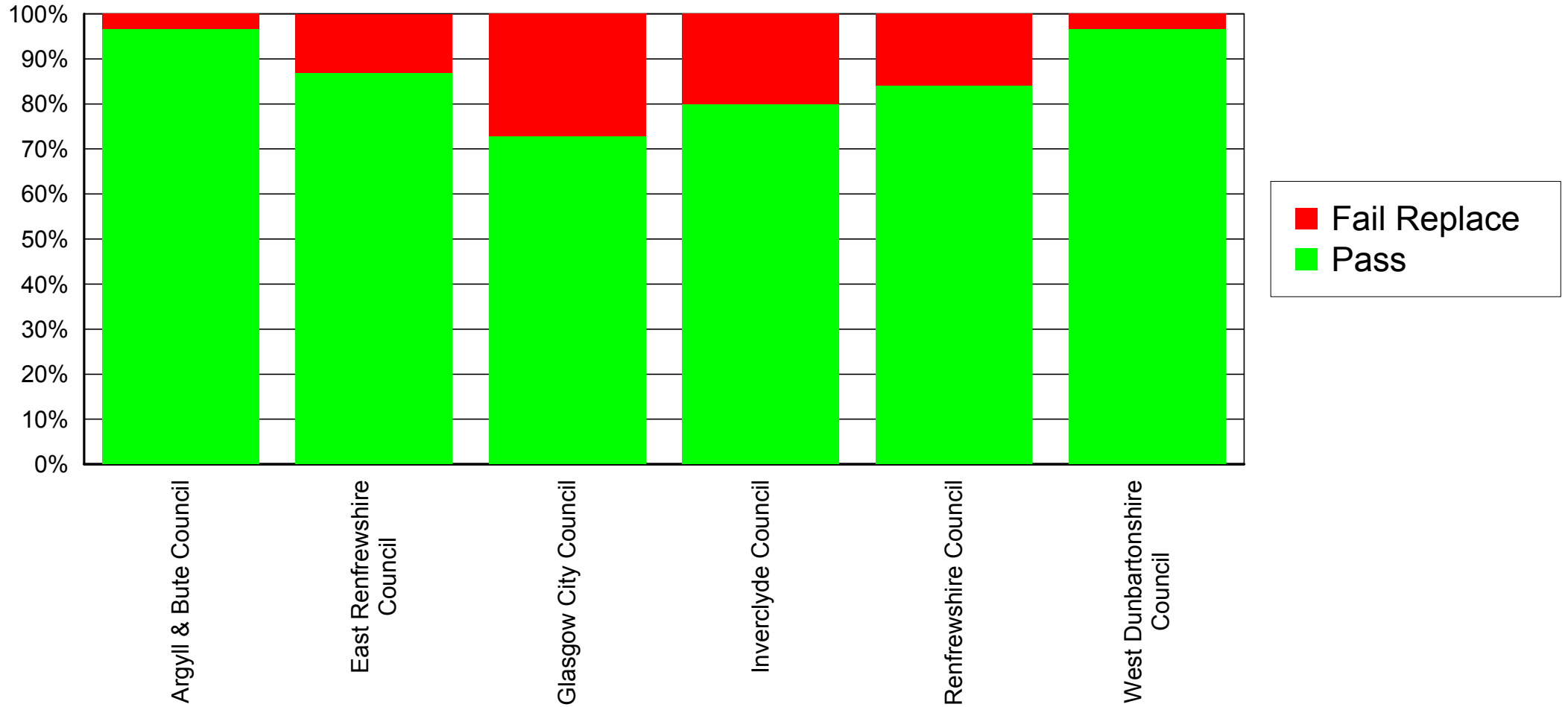
Works Promoter Vodafone (Thus)	CORE	PASS No/%		FAIL-MONITOR						FAIL-REPLACE					
				Compaction	Layers	Materials	Other	TOTAL No/%	Compaction	Layers	Materials	Other	TOTAL No/%		
West Lothian Council	1	0	0.0%	0	0	0	0	0	0.0%	0	1	0	0	1	100.0%
TOTALS Vodafone (Thus)	1	0	0.0%	0	0	0	0	0	0.0%	0	1	0	0	1	100.0%

South-East RAUC



WoS RAUC	CORE	PASS No/%		FAIL-MONITOR						FAIL-REPLACE				
				Compaction	Layers	Materia	Other	TOTAL No/%	Compaction	Layers	Materials	Other	TOTAL No/%	
TOTALS FOR WoS RAUC	347	277	79.8%	0	0	0	0	0 0.0%	12	41	7	37	70 20.2%	

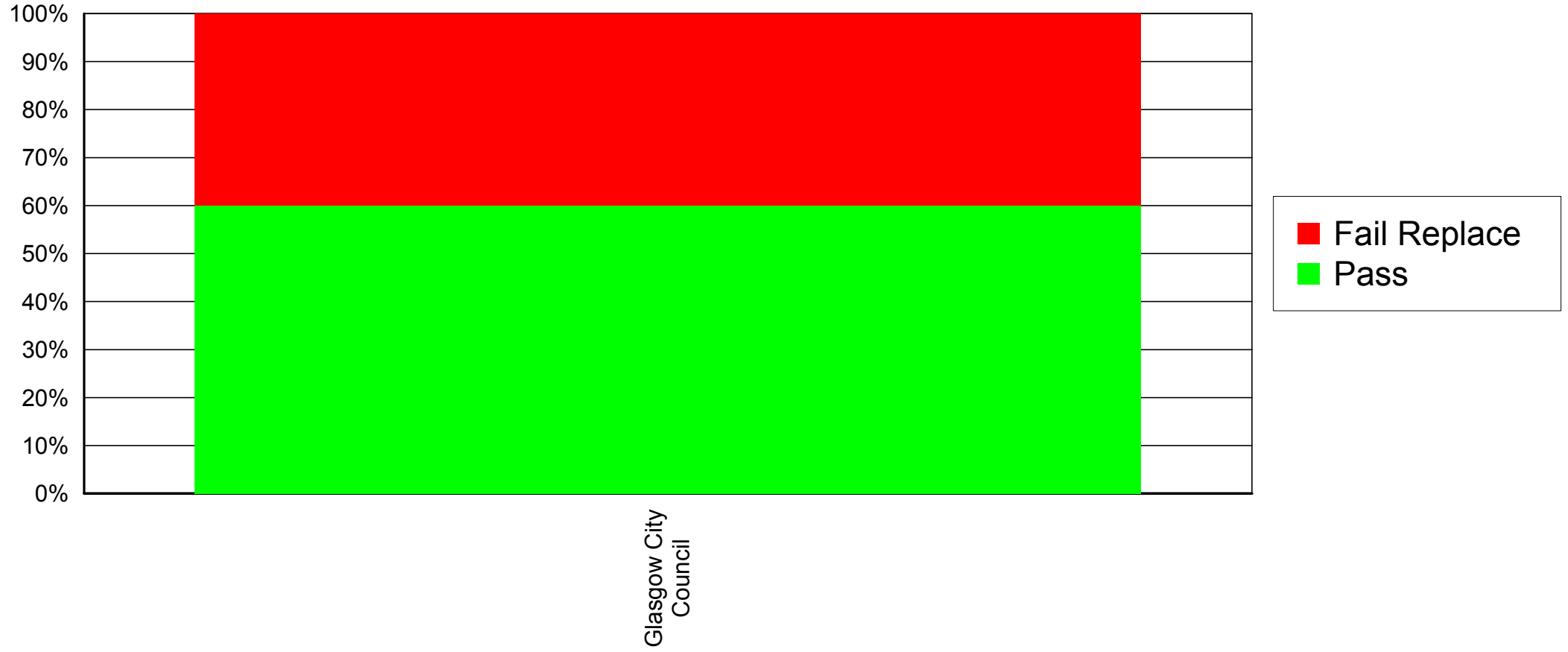
WoS RAUC



WoS RAUC

Works Promoter Business Stream	CORE	PASS No/%		FAIL-MONITOR						FAIL-REPLACE					
				Compaction	Layers	Materials	Other	TOTAL No/%	Compaction	Layers	Materials	Other	TOTAL No/%		
Glasgow City Council	5	3	60.0%	0	0	0	0	0	0.0%	0	2	0	0	2	40.0%
TOTALS Business Stream	5	3	60.0%	0	0	0	0	0	0.0%	0	2	0	0	2	40.0%


WoS RAUC



WoS RAUC

Works Promoter Energetics	CORE	PASS No/%		FAIL-MONITOR						FAIL-REPLACE					
				Compaction	Layers	Materials	Other	TOTAL No/%	Compaction	Layers	Materials	Other	TOTAL No/%		
Glasgow City Council	6	3	50.0%	0	0	0	0	0	0.0%	0	2	0	1	3	50.0%
TOTALS Energetics	6	3	50.0%	0	0	0	0	0	0.0%	0	2	0	1	3	50.0%


WoS RAUC



WoS RAUC

Works Promoter Fulcrum	CORE	PASS No/%		FAIL-MONITOR						FAIL-REPLACE					
				Compaction	Layers	Materials	Other	TOTAL No/%	Compaction	Layers	Materials	Other	TOTAL No/%		
Glasgow City Council	5	2	40.0%	0	0	0	0	0	0.0%	0	1	0	2	3	60.0%
TOTALS Fulcrum	5	2	40.0%	0	0	0	0	0	0.0%	0	1	0	2	3	60.0%

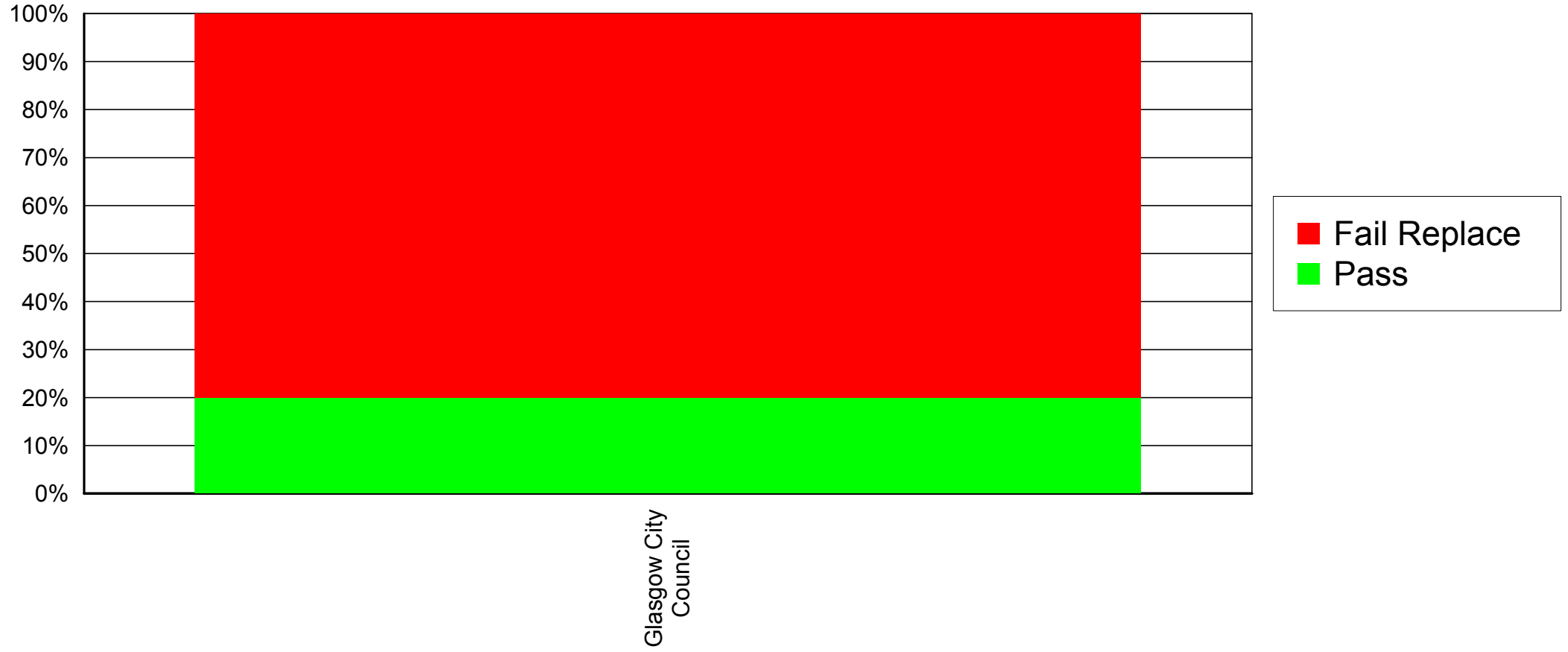
WoS RAUC



WoS RAUC

Works Promoter GEO	CORE	PASS No/%		FAIL-MONITOR						FAIL-REPLACE					
				Compaction	Layers	Materials	Other	TOTAL No/%	Compaction	Layers	Materials	Other	TOTAL No/%		
Glasgow City Council	5	1	20.0%	0	0	0	0	0	0.0%	0	2	1	3	4	80.0%
TOTALS GEO	5	1	20.0%	0	0	0	0	0	0.0%	0	2	1	3	4	80.0%

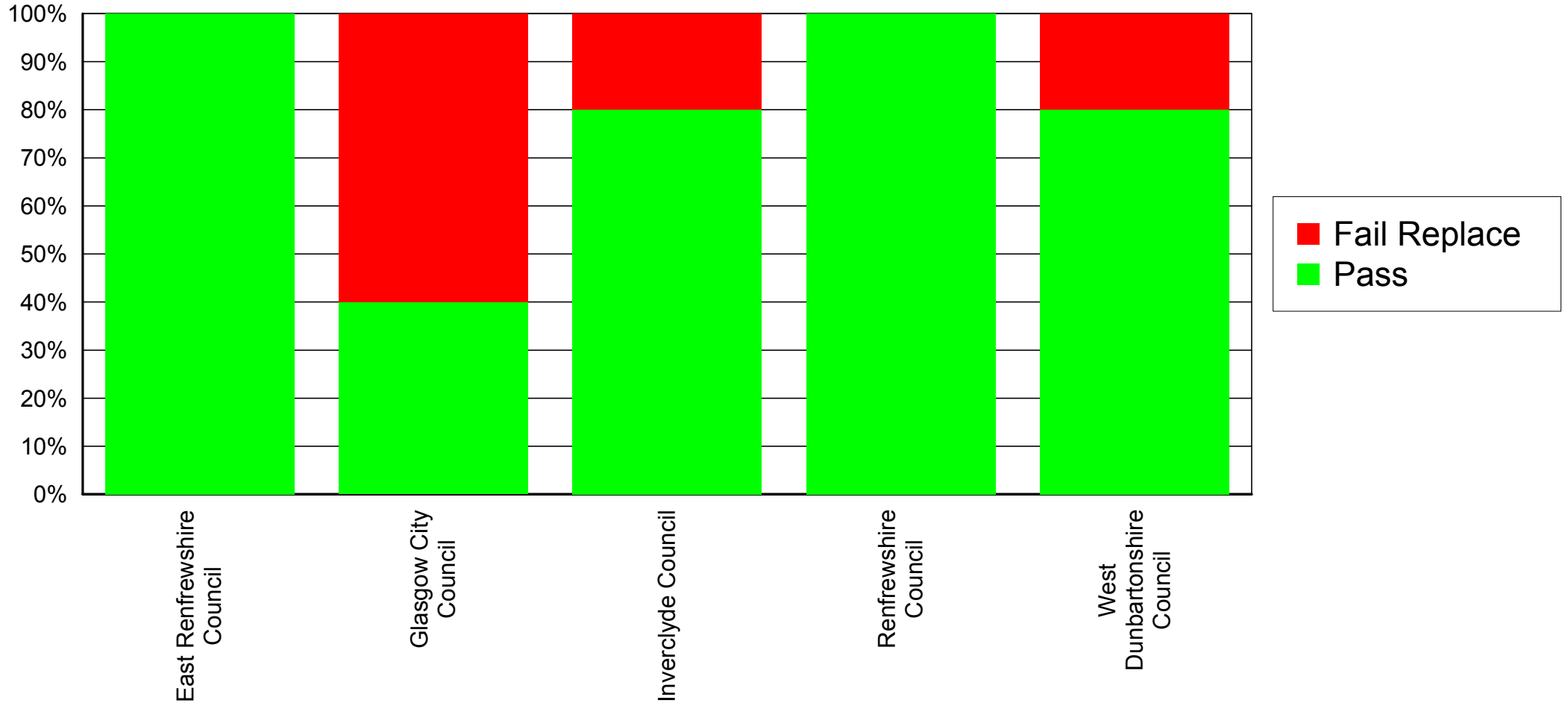
WoS RAUC



WoS RAUC

Works Promoter Openreach	CORE	PASS No/%		FAIL-MONITOR						FAIL-REPLACE					
				Compaction	Layers	Materials	Other	TOTAL No/%	Compaction	Layers	Materials	Other	TOTAL No/%		
East Renfrewshire Council	5	5	100.0%	0	0	0	0	0	0.0%	0	0	0	0	0	0.0%
Glasgow City Council	15	6	40.0%	0	0	0	0	0	0.0%	0	6	0	3	9	60.0%
Inverclyde Council	5	4	80.0%	0	0	0	0	0	0.0%	1	0	0	0	1	20.0%
Renfrewshire Council	3	3	100.0%	0	0	0	0	0	0.0%	0	0	0	0	0	0.0%
West Dunbartonshire Council	5	4	80.0%	0	0	0	0	0	0.0%	0	1	0	0	1	20.0%
TOTALS Openreach	33	22	66.7%	0	0	0	0	0	0.0%	1	7	0	3	11	33.3%

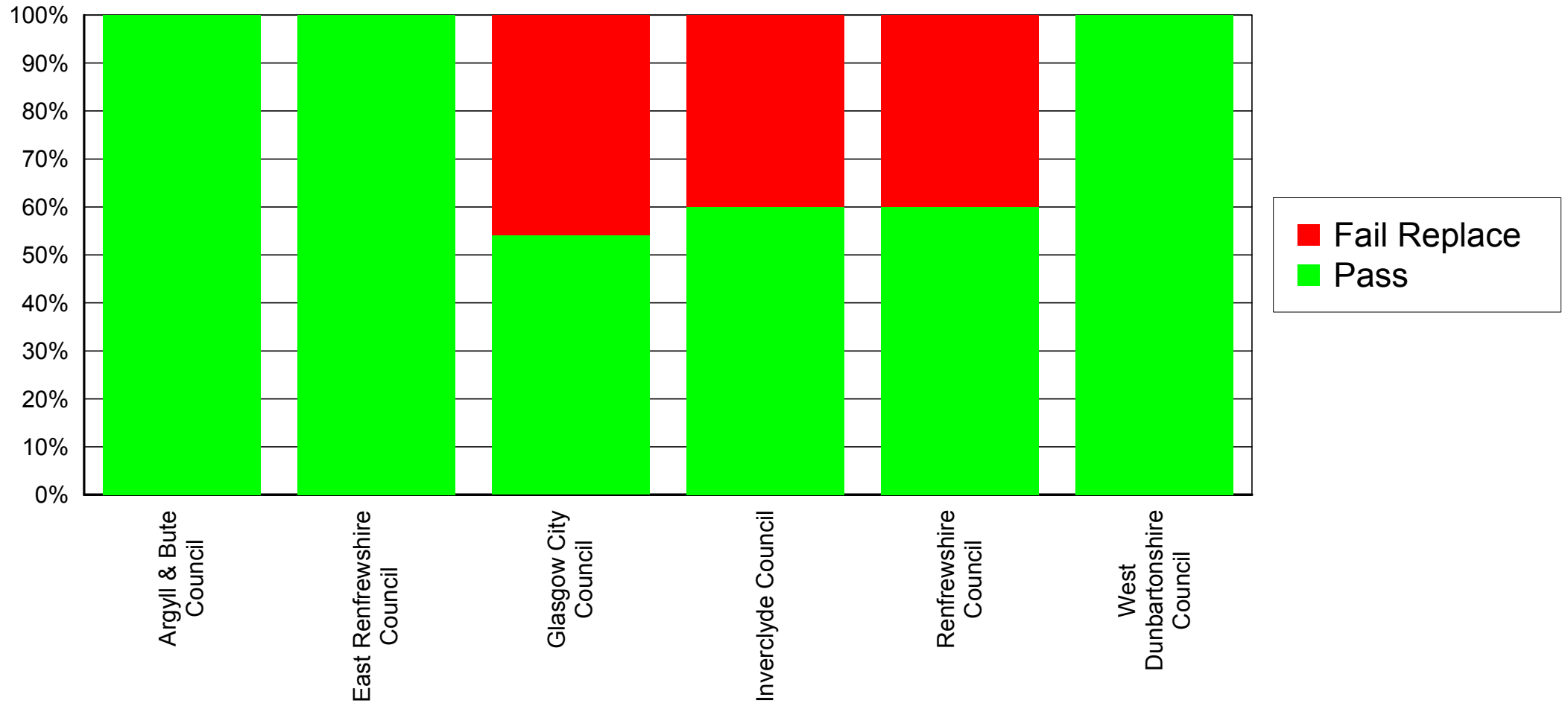
WoS RAUC



WoS RAUC

Works Promoter Scottish Power	CORE	PASS No/%		FAIL-MONITOR						FAIL-REPLACE					
				Compaction	Layers	Materials	Other	TOTAL No/%	Compaction	Layers	Materials	Other	TOTAL No/%		
Argyll & Bute Council	5	5	100.0%	0	0	0	0	0	0.0%	0	0	0	0	0	0.0%
East Renfrewshire Council	4	4	100.0%	0	0	0	0	0	0.0%	0	0	0	0	0	0.0%
Glasgow City Council	24	13	54.2%	0	0	0	0	0	0.0%	0	8	1	5	11	45.8%
Inverclyde Council	5	3	60.0%	0	0	0	0	0	0.0%	1	2	0	0	2	40.0%
Renfrewshire Council	5	3	60.0%	0	0	0	0	0	0.0%	2	2	2	2	2	40.0%
West Dunbartonshire Council	5	5	100.0%	0	0	0	0	0	0.0%	0	0	0	0	0	0.0%
TOTALS Scottish Power	48	33	68.8%	0	0	0	0	0	0.0%	3	12	3	7	15	31.3%

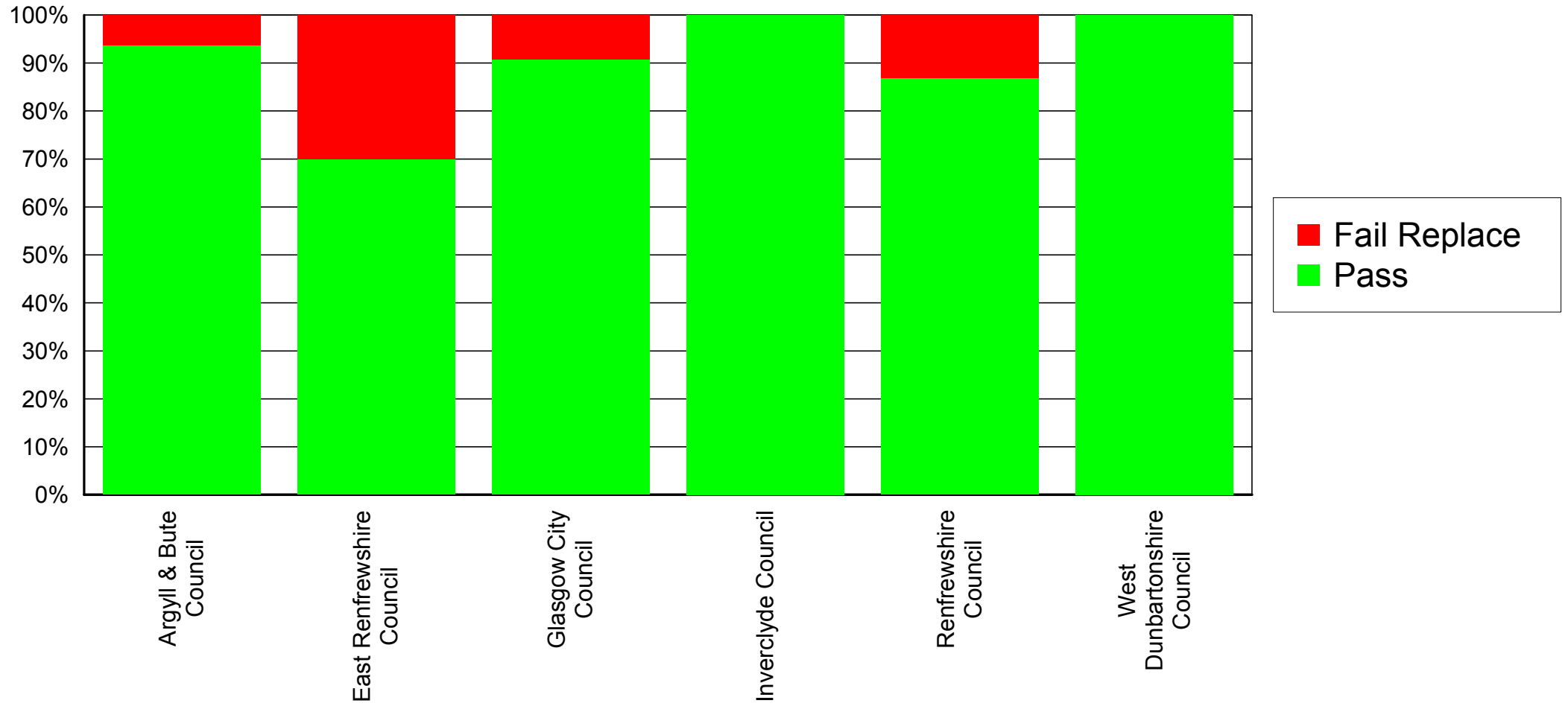
WoS RAUC



WoS RAUC

Works Promoter Scottish Water	CORE	PASS No/%		FAIL-MONITOR						FAIL-REPLACE					
				Compaction	Layers	Materials	Other	TOTAL No/%	Compaction	Layers	Materials	Other	TOTAL No/%		
Argyll & Bute Council	16	15	93.8%	0	0	0	0	0	0.0%	0	0	0	1	1	6.3%
East Renfrewshire Council	10	7	70.0%	0	0	0	0	0	0.0%	2	1	0	0	3	30.0%
Glasgow City Council	76	69	90.8%	0	0	0	0	0	0.0%	0	2	0	5	7	9.2%
Inverclyde Council	10	10	100.0%	0	0	0	0	0	0.0%	0	0	0	0	0	0.0%
Renfrewshire Council	23	20	87.0%	0	0	0	0	0	0.0%	3	3	1	3	3	13.0%
West Dunbartonshire Council	12	12	100.0%	0	0	0	0	0	0.0%	0	0	0	0	0	0.0%
TOTALS Scottish Water	147	133	90.5%	0	0	0	0	0	0.0%	5	6	1	9	14	9.5%

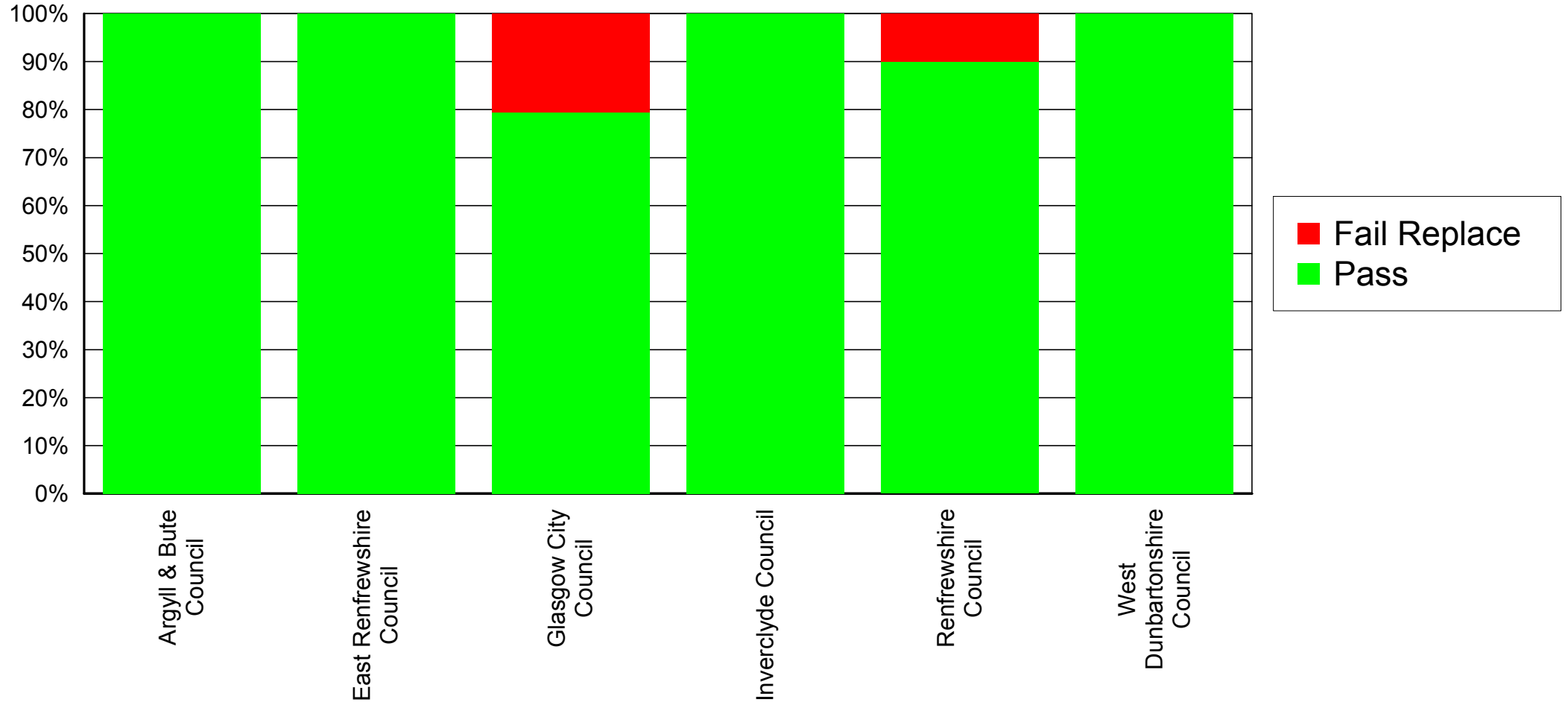
WoS RAUC



WoS RAUC

Works Promoter SGN	CORE	PASS No/%		FAIL-MONITOR						FAIL-REPLACE					
				Compaction	Layers	Materials	Other	TOTAL No/%	Compaction	Layers	Materials	Other	TOTAL No/%		
Argyll & Bute Council	5	5	100.0%	0	0	0	0	0	0.0%	0	0	0	0	0	0.0%
East Renfrewshire Council	4	4	100.0%	0	0	0	0	0	0.0%	0	0	0	0	0	0.0%
Glasgow City Council	34	27	79.4%	0	0	0	0	0	0.0%	0	2	0	5	7	20.6%
Inverclyde Council	5	5	100.0%	0	0	0	0	0	0.0%	0	0	0	0	0	0.0%
Renfrewshire Council	10	9	90.0%	0	0	0	0	0	0.0%	1	1	1	1	1	10.0%
West Dunbartonshire Council	4	4	100.0%	0	0	0	0	0	0.0%	0	0	0	0	0	0.0%
TOTALS SGN	62	54	87.1%	0	0	0	0	0	0.0%	1	3	1	6	8	12.9%

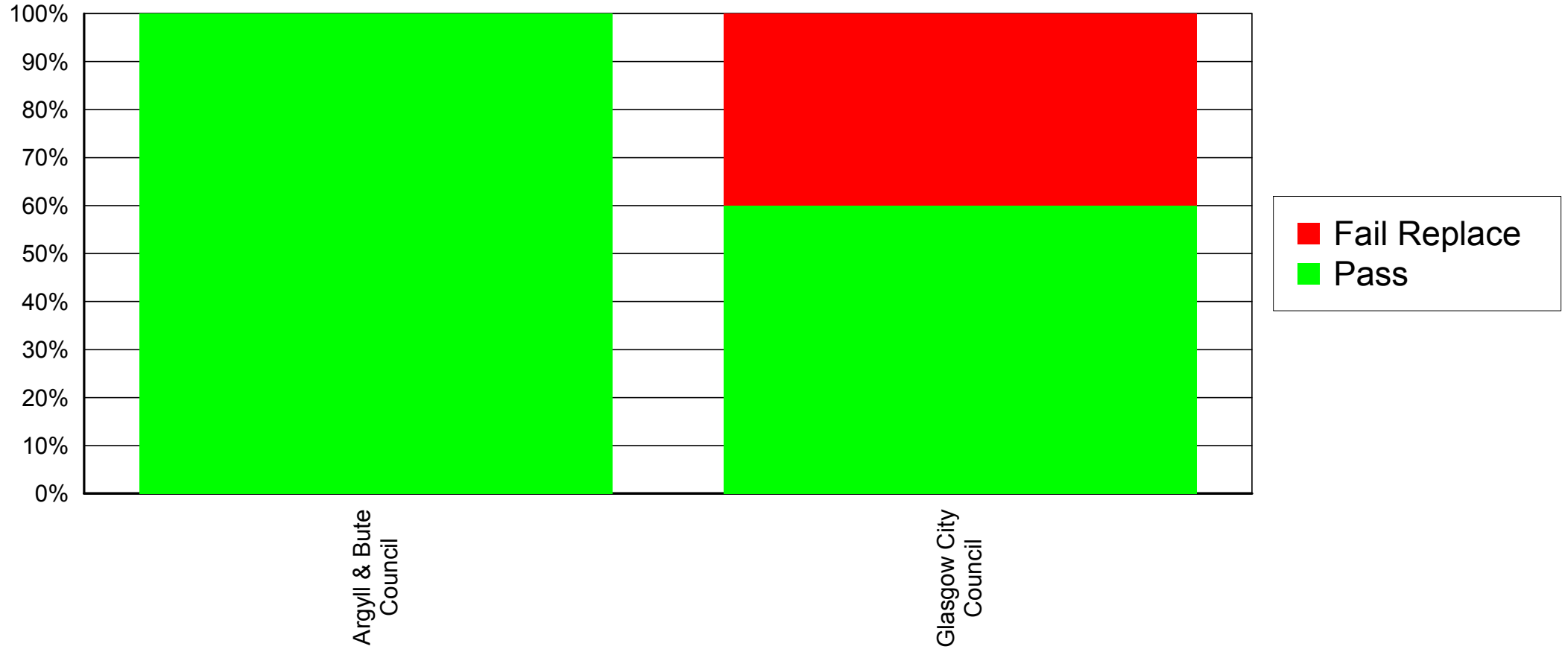
WoS RAUC



WoS RAUC

Works Promoter SSE	CORE	PASS No/%		FAIL-MONITOR						FAIL-REPLACE					
				Compaction	Layers	Materials	Other	TOTAL No/%	Compaction	Layers	Materials	Other	TOTAL No/%		
Argyll & Bute Council	4	4	100.0%	0	0	0	0	0	0.0%	0	0	0	0	0	0.0%
Glasgow City Council	5	3	60.0%	0	0	0	0	0	0.0%	0	0	0	2	2	40.0%
TOTALS SSE	9	7	77.8%	0	0	0	0	0	0.0%	0	0	0	2	2	22.2%

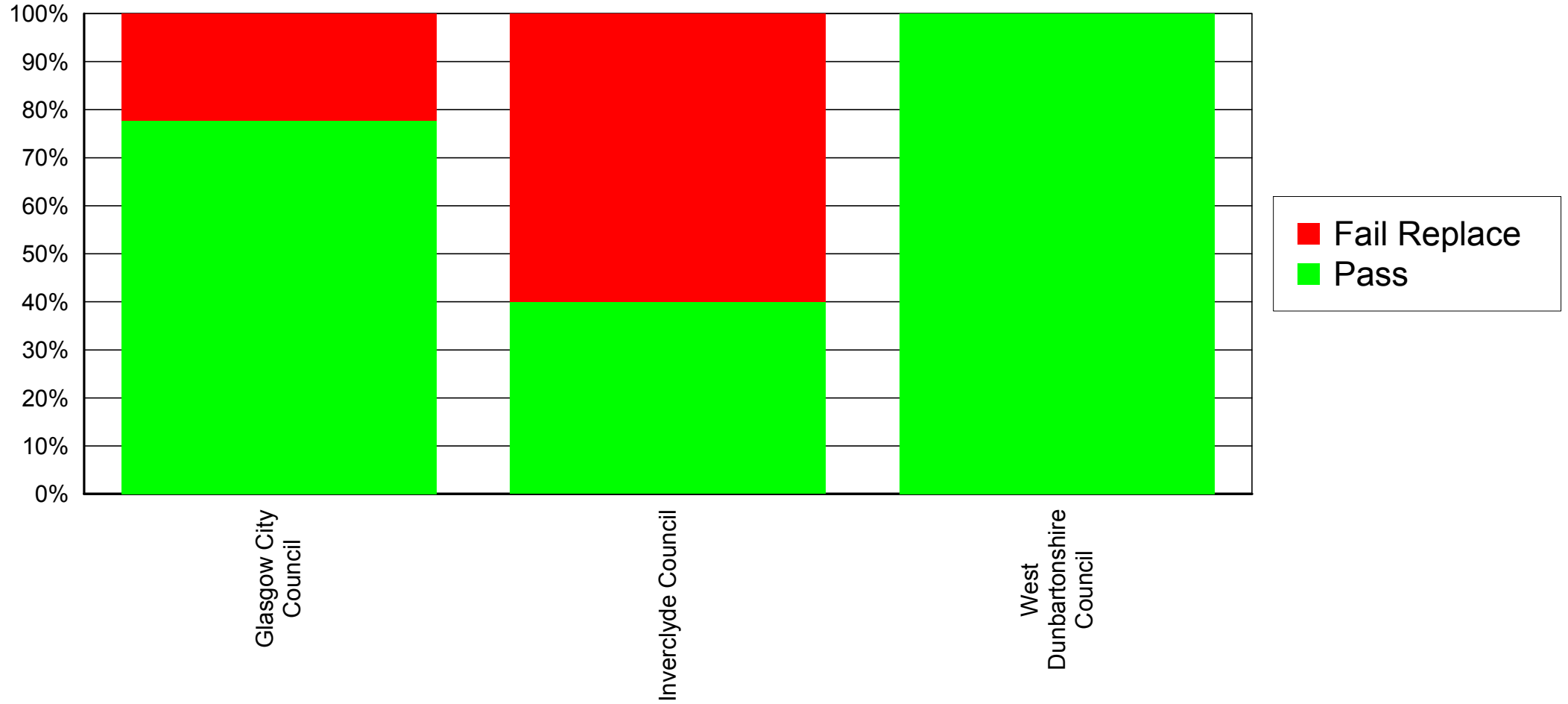
WoS RAUC



WoS RAUC

Works Promoter Virgin Media Group	CORE	PASS No/%		FAIL-MONITOR						FAIL-REPLACE					
				Compaction	Layers	Materials	Other	TOTAL No/%	Compaction	Layers	Materials	Other	TOTAL No/%		
Glasgow City Council	9	7	77.8%	0	0	0	0	0	0.0%	0	2	0	1	2	22.2%
Inverclyde Council	5	2	40.0%	0	0	0	0	0	0.0%	1	2	0	1	3	60.0%
West Dunbartonshire Council	3	3	100.0%	0	0	0	0	0	0.0%	0	0	0	0	0	0.0%
TOTALS Virgin Media Group	17	12	70.6%	0	0	0	0	0	0.0%	1	4	0	2	5	29.4%

WoS RAUC



WoS RAUC

Works Promoter Vodafone (C&W)	CORE	PASS No/%		FAIL-MONITOR						FAIL-REPLACE					
				Compaction	Layers	Materials	Other	TOTAL No/%	Compaction	Layers	Materials	Other	TOTAL No/%		
Glasgow City Council	7	5	71.4%	0	0	0	0	0	0.0%	0	1	0	1	2	28.6%
Renfrewshire Council	3	2	66.7%	0	0	0	0	0	0.0%	1	1	1	1	1	33.3%
TOTALS Vodafone (C&W)	10	7	70.0%	0	0	0	0	0	0.0%	1	2	1	2	3	30.0%

WoS RAUC

