

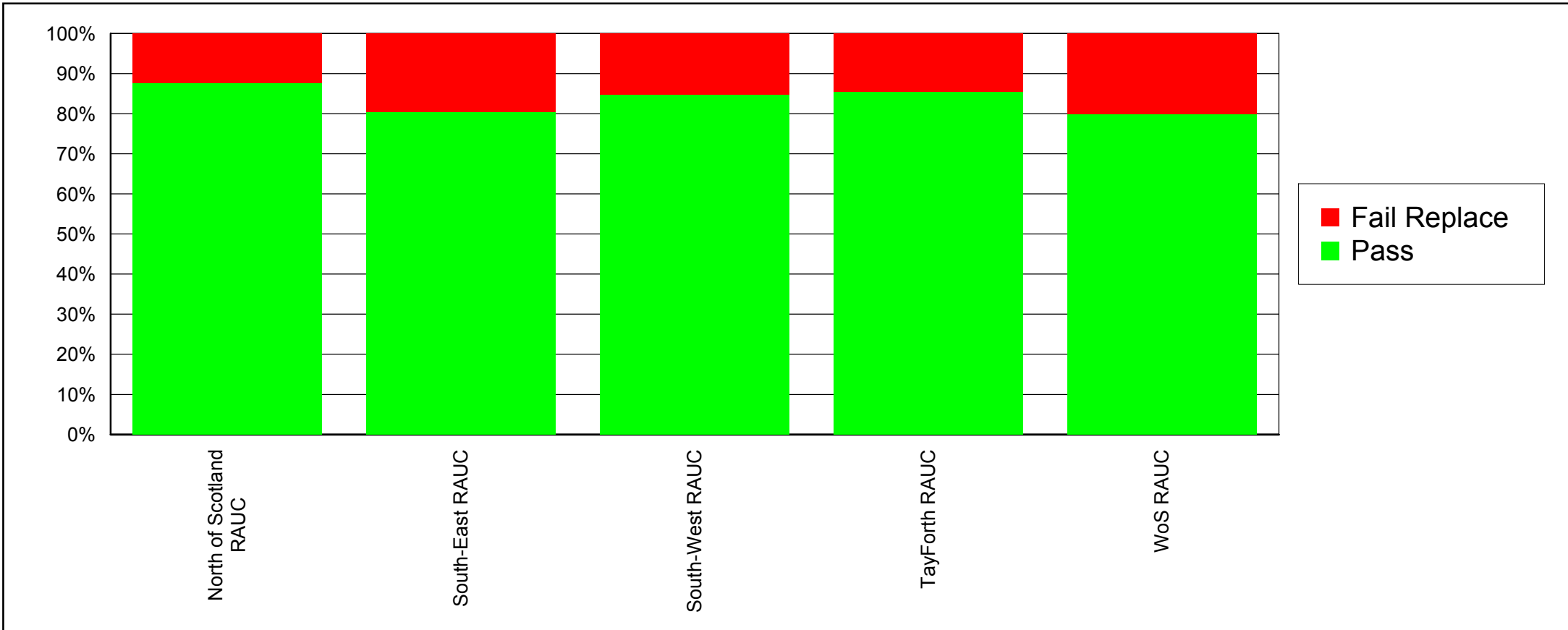
NATIONAL CORING PROGRAMME

Report R3 - Summarised by Promoter/ Roads Authority

Between 01012013 and 28022014

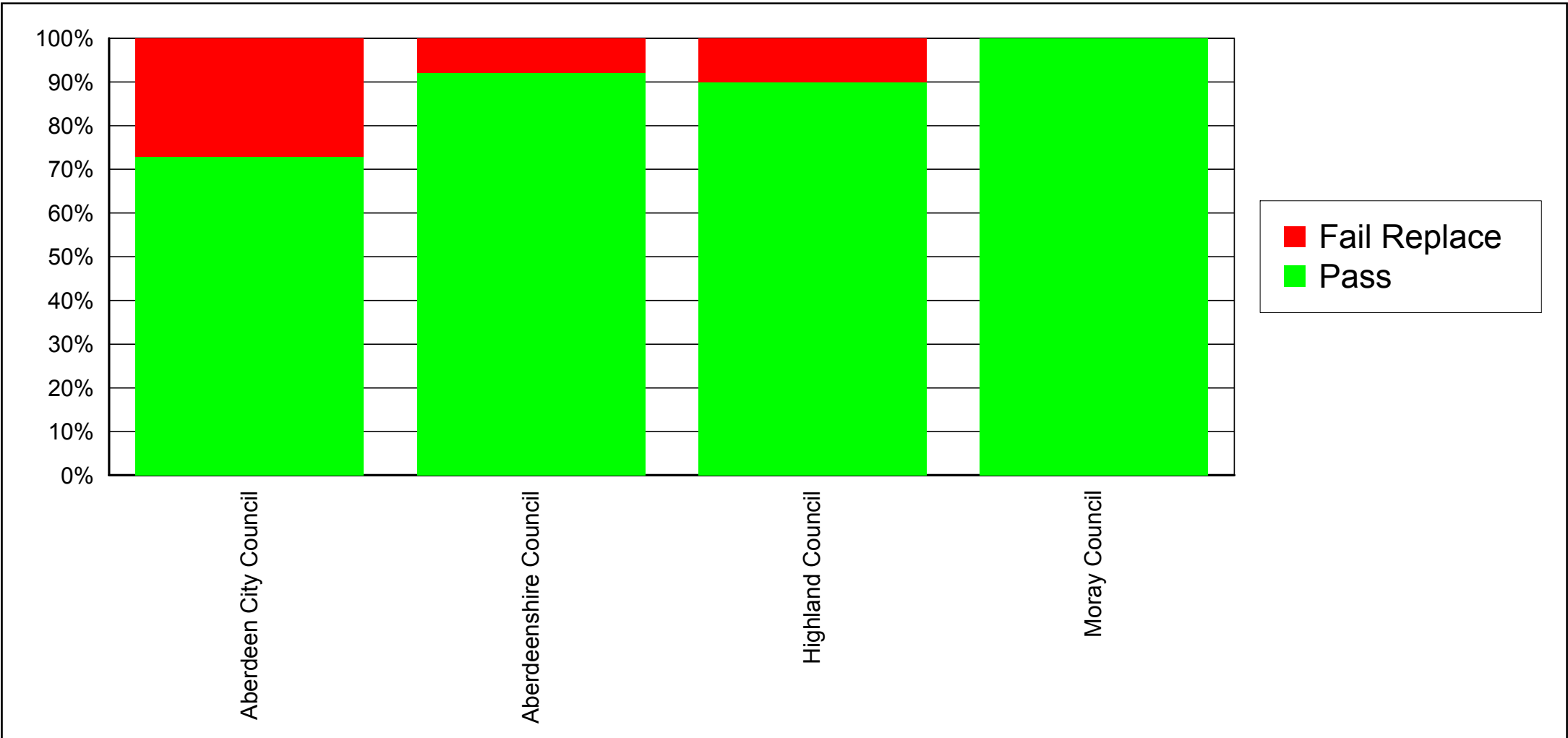


Whole of Scotland	CORE	PASS No/%		FAIL-MONITOR						FAIL-REPLACE				
				Compaction	Layers	Materials	Other	TOTAL No/%	Compaction	Layers	Materials	Other	TOTAL No/%	
TOTALS FOR Whole of Scotland	1,534	1277	83.2%	0	0	0	0	0 0.0%	67	129	44	68	257 16.8%	



North of Scotland RAUC

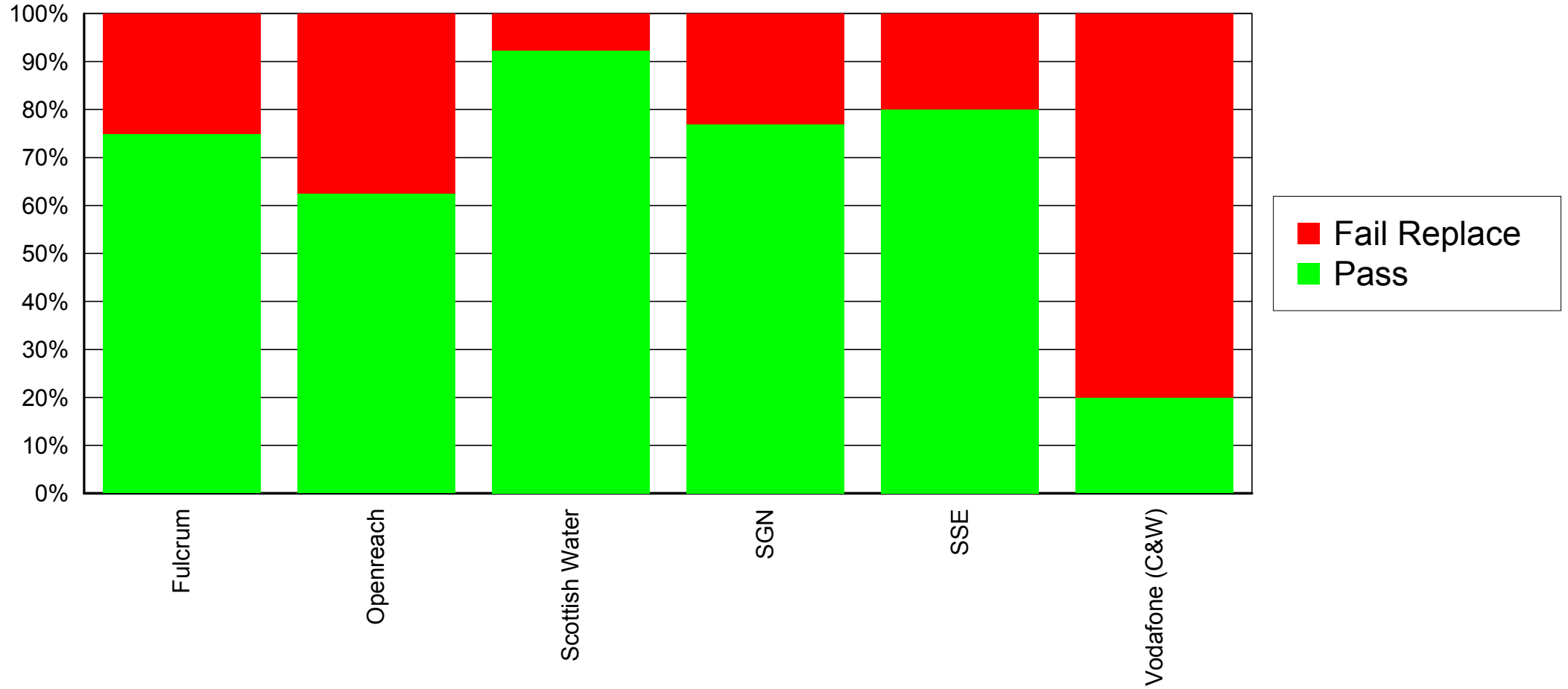
North of Scotland RAUC	CORE	PASS No/%		FAIL-MONITOR						FAIL-REPLACE				
				Compaction	Layers	Materials	Other	TOTAL No/%	Compaction	Layers	Materials	Other	TOTAL No/%	
TOTALS FOR North of Scotland RAUC	186	163	87.6%	0	0	0	0	0 0.0%	0	14	5	5	23 12.4%	



North of Scotland RAUC

Roads Authority Aberdeen City Council	CORE	PASS No/%		FAIL-MONITOR						FAIL-REPLACE					
				Compaction	Layers	Materials	Other	TOTAL	No/%	Compaction	Layers	Materials	Other	TOTAL	No/%
Fulcrum	4	3	75.0%	0	0	0	0	0	0.0%	0	1	0	0	1	25.0%
Openreach	8	5	62.5%	0	0	0	0	0	0.0%	0	3	0	0	3	37.5%
Scottish Water	13	12	92.3%	0	0	0	0	0	0.0%	0	1	0	0	1	7.7%
SGN	13	10	76.9%	0	0	0	0	0	0.0%	0	3	0	0	3	23.1%
SSE	5	4	80.0%	0	0	0	0	0	0.0%	0	0	0	1	1	20.0%
Vodafone (C&W)	5	1	20.0%	0	0	0	0	0	0.0%	0	0	0	4	4	80.0%
TOTALS Aberdeen City Council	48	35	72.9%	0	0	0	0	0	0.0%	0	8	0	5	13	27.1%

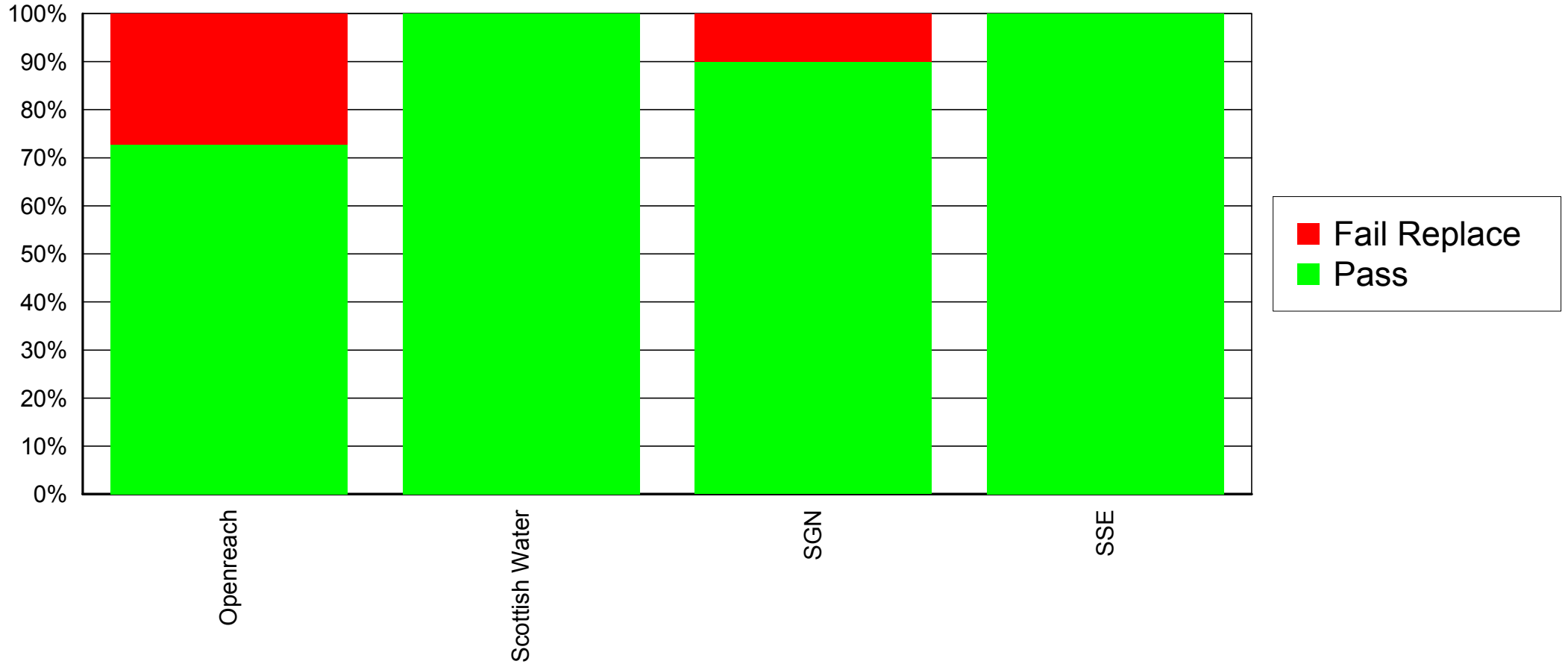
North of Scotland RAUC



North of Scotland RAUC

Roads Authority Aberdeenshire Council	CORE	PASS No/%		FAIL-MONITOR						FAIL-REPLACE					
				Compaction	Layers	Materials	Other	TOTAL No/%	Compaction	Layers	Materials	Other	TOTAL No/%		
Openreach	11	8	72.7%	0	0	0	0	0	0.0%	0	2	2	0	3	27.3%
Scottish Water	23	23	100.0%	0	0	0	0	0	0.0%	0	0	0	0	0	0.0%
SGN	10	9	90.0%	0	0	0	0	0	0.0%	0	0	1	0	1	10.0%
SSE	7	7	100.0%	0	0	0	0	0	0.0%	0	0	0	0	0	0.0%
TOTALS Aberdeenshire Council	51	47	92.2%	0	0	0	0	0	0.0%	0	2	3	0	4	7.8%

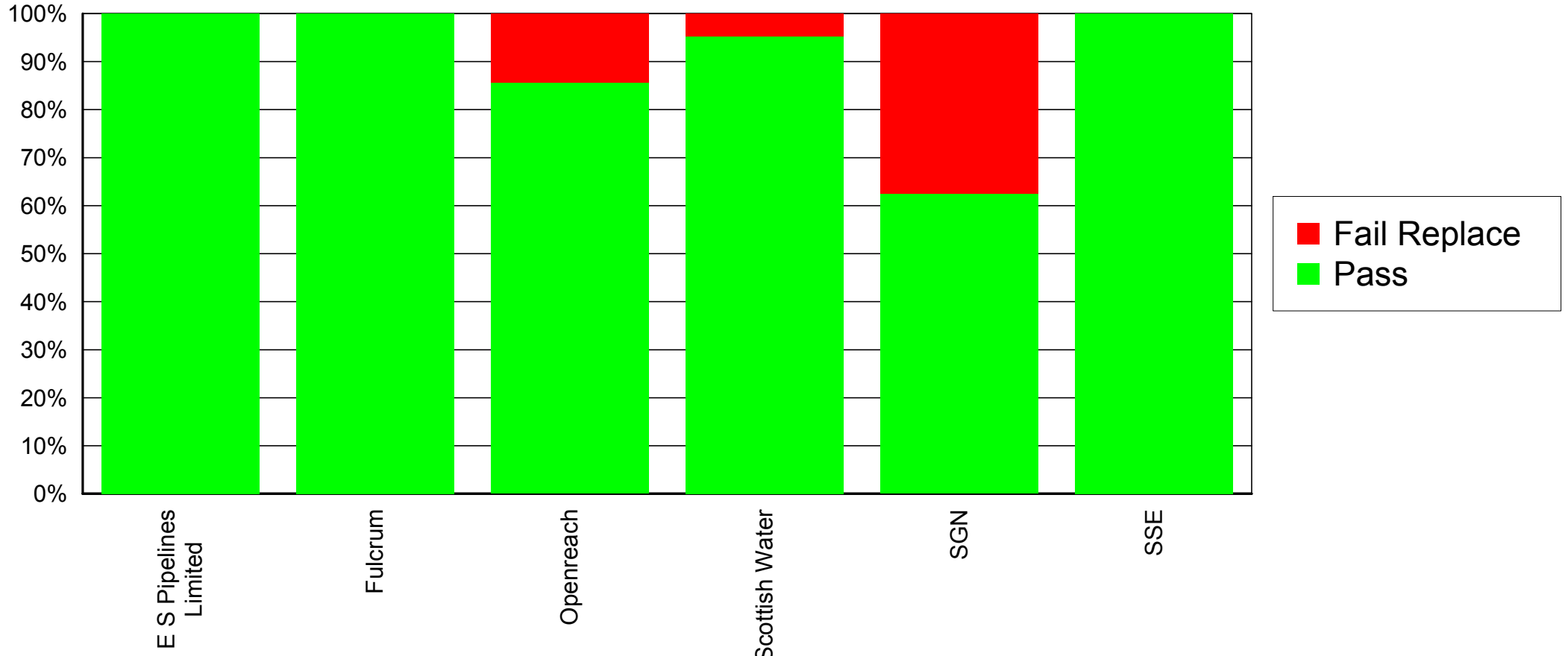
North of Scotland RAUC



North of Scotland RAUC

Roads Authority Highland Council	CORE	PASS No/%		FAIL-MONITOR						FAIL-REPLACE					
				Compaction	Layers	Materials	Other	TOTAL No/%	Compaction	Layers	Materials	Other	TOTAL No/%		
E S Pipelines Limited	5	5	100.0%	0	0	0	0	0	0.0%	0	0	0	0	0	0.0%
Fulcrum	5	5	100.0%	0	0	0	0	0	0.0%	0	0	0	0	0	0.0%
Openreach	14	12	85.7%	0	0	0	0	0	0.0%	0	1	1	0	2	14.3%
Scottish Water	21	20	95.2%	0	0	0	0	0	0.0%	0	0	1	0	1	4.8%
SGN	8	5	62.5%	0	0	0	0	0	0.0%	0	3	0	0	3	37.5%
SSE	7	7	100.0%	0	0	0	0	0	0.0%	0	0	0	0	0	0.0%
TOTALS Highland Council	60	54	90.0%	0	0	0	0	0	0.0%	0	4	2	0	6	10.0%

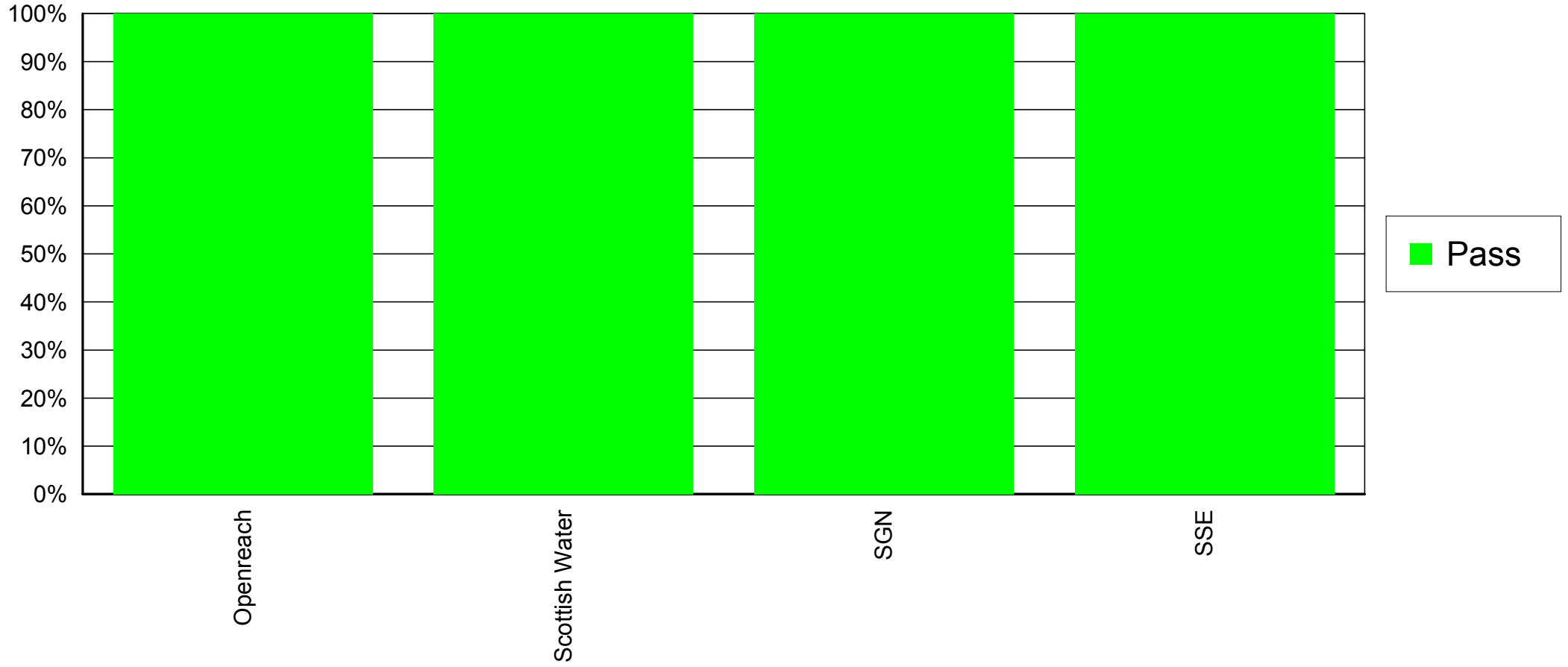
North of Scotland RAUC



North of Scotland RAUC

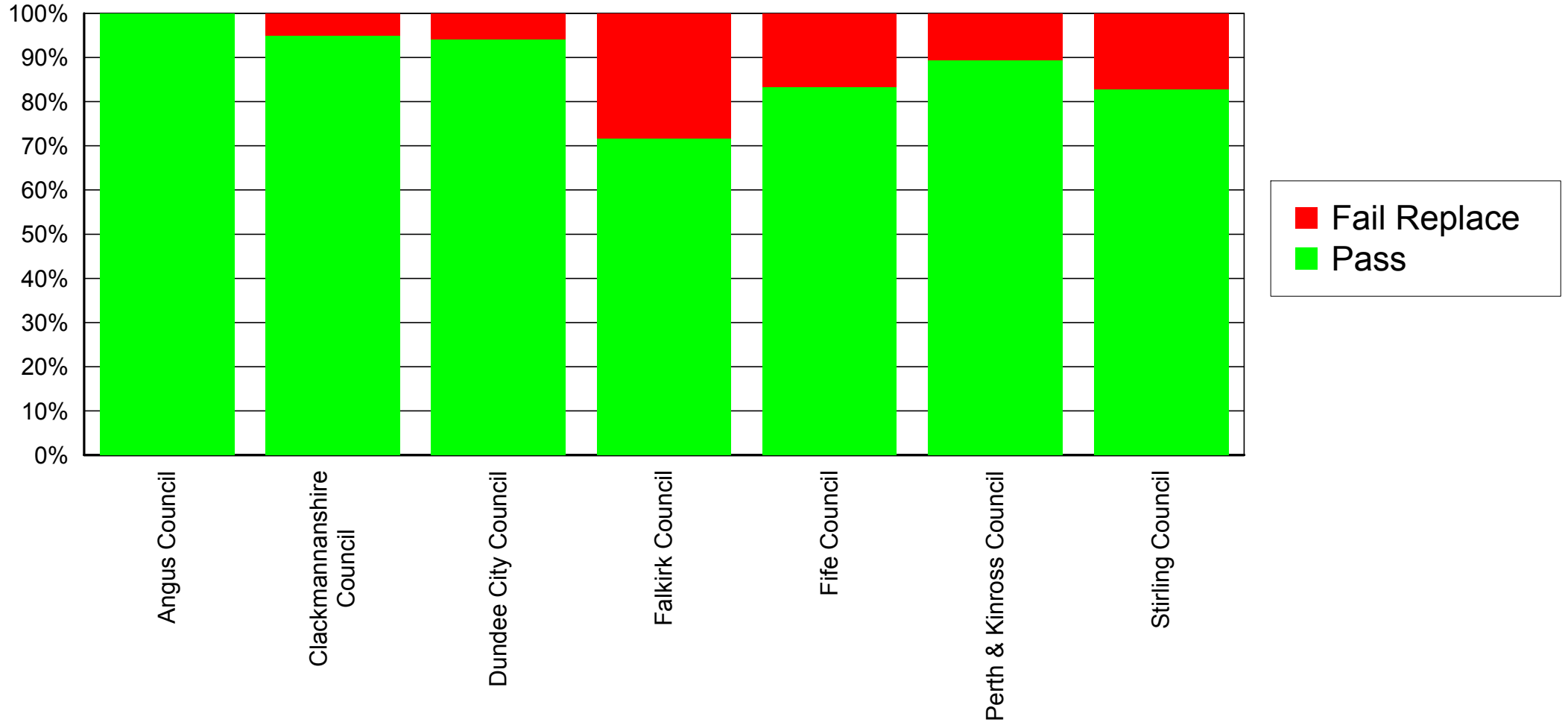
Roads Authority Moray Council	CORE	PASS No/%		FAIL-MONITOR						FAIL-REPLACE					
				Compaction	Layers	Materials	Other	TOTAL No/%	Compaction	Layers	Materials	Other	TOTAL No/%		
Openreach	5	5	100.0%	0	0	0	0	0	0.0%	0	0	0	0	0	0.0%
Scottish Water	12	12	100.0%	0	0	0	0	0	0.0%	0	0	0	0	0	0.0%
SGN	5	5	100.0%	0	0	0	0	0	0.0%	0	0	0	0	0	0.0%
SSE	5	5	100.0%	0	0	0	0	0	0.0%	0	0	0	0	0	0.0%
TOTALS Moray Council	27	27	100.0%	0	0	0	0	0	0.0%	0	0	0	0	0	0.0%

North of Scotland RAUC



TayForth RAUC

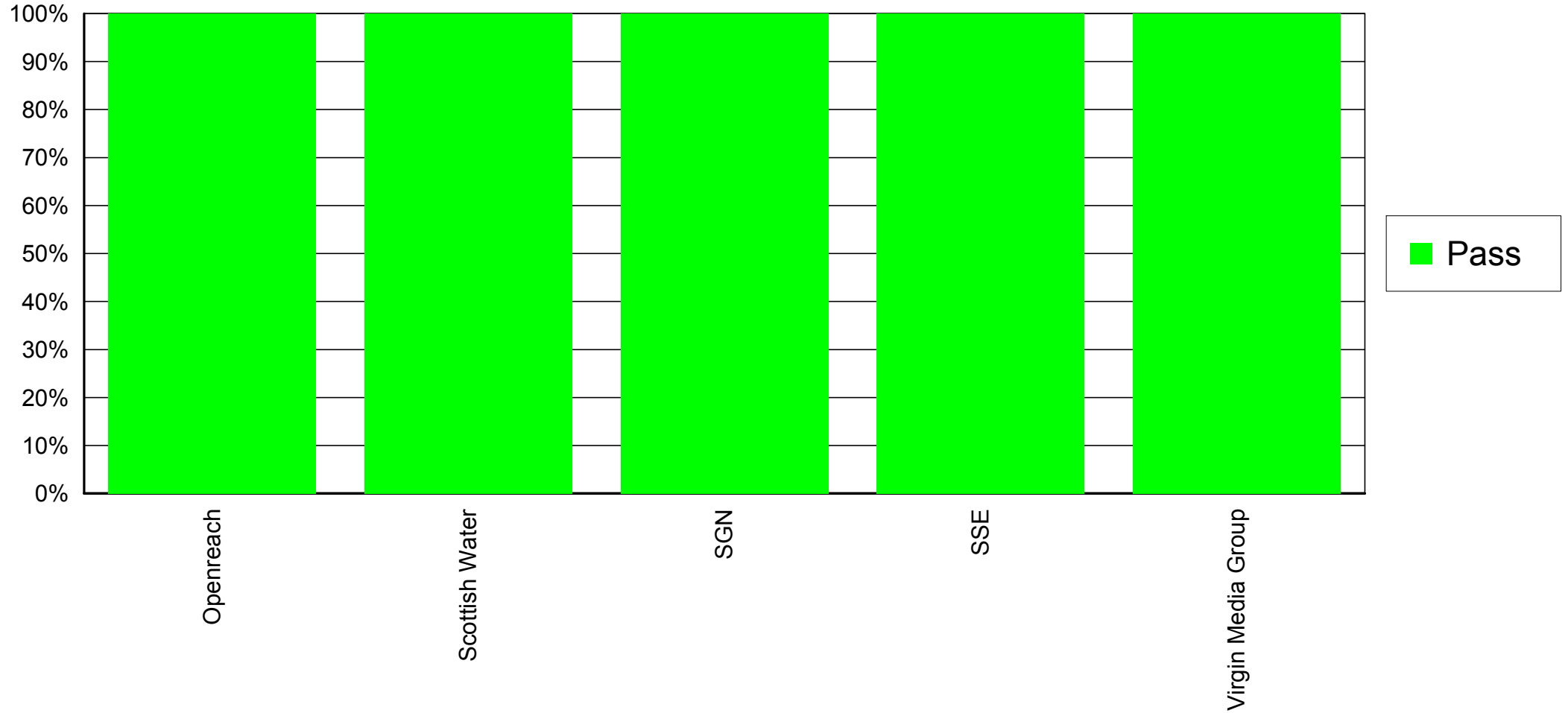
TayForth RAUC	CORE	PASS No/%		FAIL-MONITOR						FAIL-REPLACE				
				Compaction	Layers	Materials	Other	TOTAL No/%	Compaction	Layers	Materials	Other	TOTAL No/%	
TOTALS FOR TayForth RAUC	302	258	85.4%	0	0	0	0	0 0.0%	10	22	12	8	44 14.6%	



TayForth RAUC

Roads Authority Angus Council	CORE	PASS No/%		FAIL-MONITOR						FAIL-REPLACE					
				Compaction	Layers	Materials	Other	TOTAL	No/%	Compaction	Layers	Materials	Other	TOTAL	No/%
Openreach	5	5	100.0%	0	0	0	0	0	0.0%	0	0	0	0	0	0.0%
Scottish Water	5	5	100.0%	0	0	0	0	0	0.0%	0	0	0	0	0	0.0%
SGN	7	7	100.0%	0	0	0	0	0	0.0%	0	0	0	0	0	0.0%
SSE	4	4	100.0%	0	0	0	0	0	0.0%	0	0	0	0	0	0.0%
Virgin Media Group	5	5	100.0%	0	0	0	0	0	0.0%	0	0	0	0	0	0.0%
TOTALS Angus Council	26	26	100.0%	0	0	0	0	0	0.0%	0	0	0	0	0	0.0%

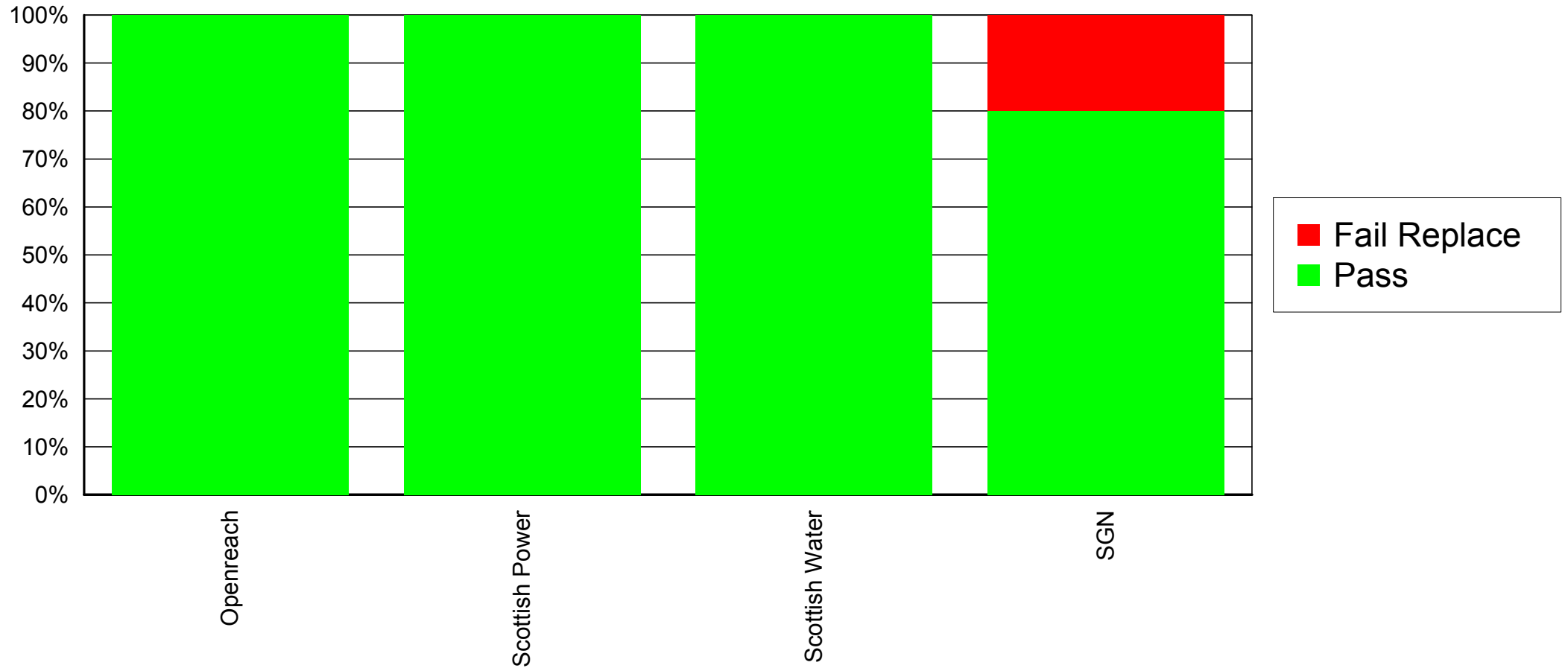
TayForth RAUC



TayForth RAUC

Roads Authority Clackmannanshire Council	CORE	PASS No/%		FAIL-MONITOR						FAIL-REPLACE					
				Compaction	Layers	Materials	Other	TOTAL No/%	Compaction	Layers	Materials	Other	TOTAL No/%		
Openreach	5	5	100.0%	0	0	0	0	0	0.0%	0	0	0	0	0	0.0%
Scottish Power	5	5	100.0%	0	0	0	0	0	0.0%	0	0	0	0	0	0.0%
Scottish Water	5	5	100.0%	0	0	0	0	0	0.0%	0	0	0	0	0	0.0%
SGN	5	4	80.0%	0	0	0	0	0	0.0%	0	1	0	1	1	20.0%
TOTALS Clackmannanshire Council	20	19	95.0%	0	0	0	0	0	0.0%	0	1	0	1	1	5.0%

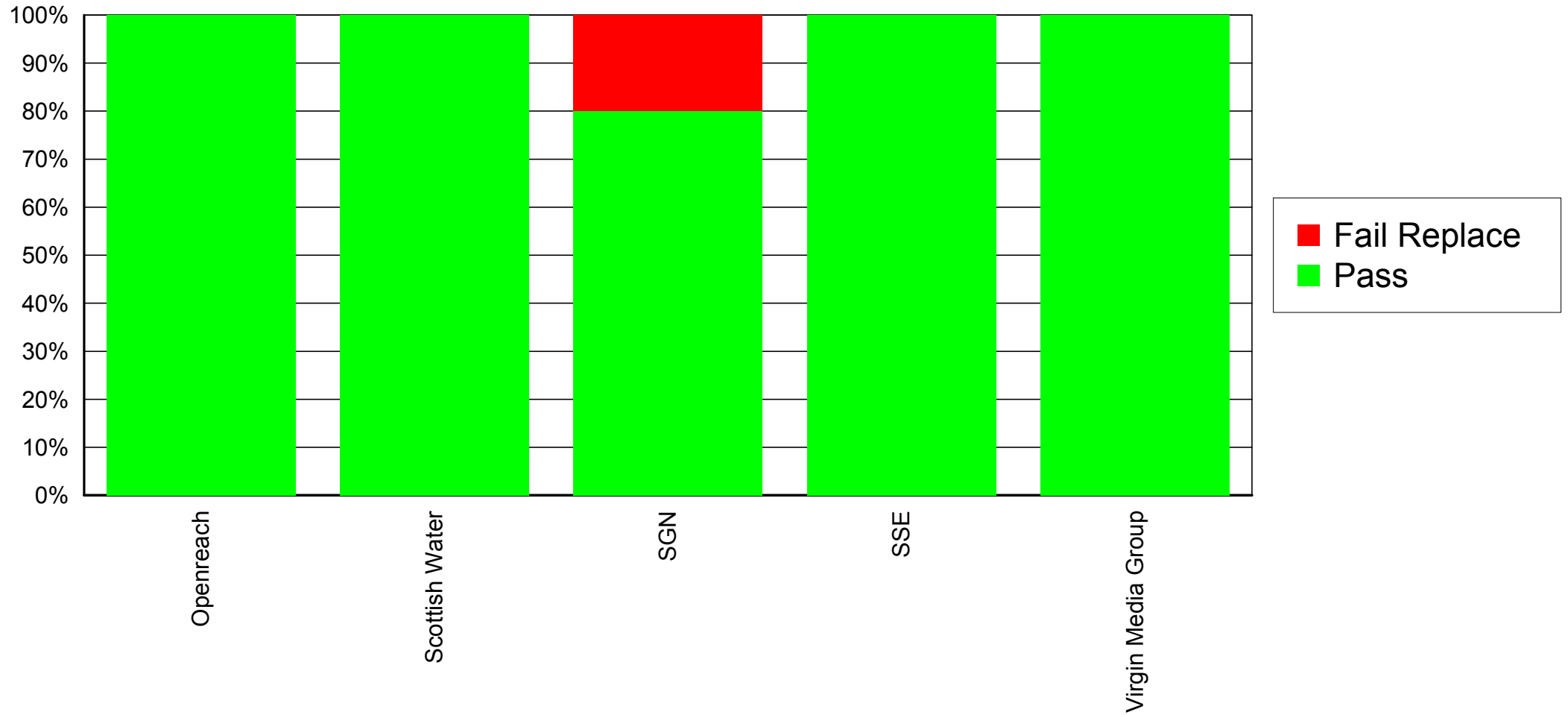
TayForth RAUC



TayForth RAUC

Roads Authority Dundee City Council	CORE	PASS No/%		FAIL-MONITOR						FAIL-REPLACE					
				Compaction	Layers	Materials	Other	TOTAL	No/%	Compaction	Layers	Materials	Other	TOTAL	No/%
Openreach	5	5	100.0%	0	0	0	0	0	0.0%	0	0	0	0	0	0.0%
Scottish Water	8	8	100.0%	0	0	0	0	0	0.0%	0	0	0	0	0	0.0%
SGN	10	8	80.0%	0	0	0	0	0	0.0%	0	2	0	0	2	20.0%
SSE	6	6	100.0%	0	0	0	0	0	0.0%	0	0	0	0	0	0.0%
Virgin Media Group	5	5	100.0%	0	0	0	0	0	0.0%	0	0	0	0	0	0.0%
TOTALS Dundee City Council	34	32	94.1%	0	0	0	0	0	0.0%	0	2	0	0	2	5.9%

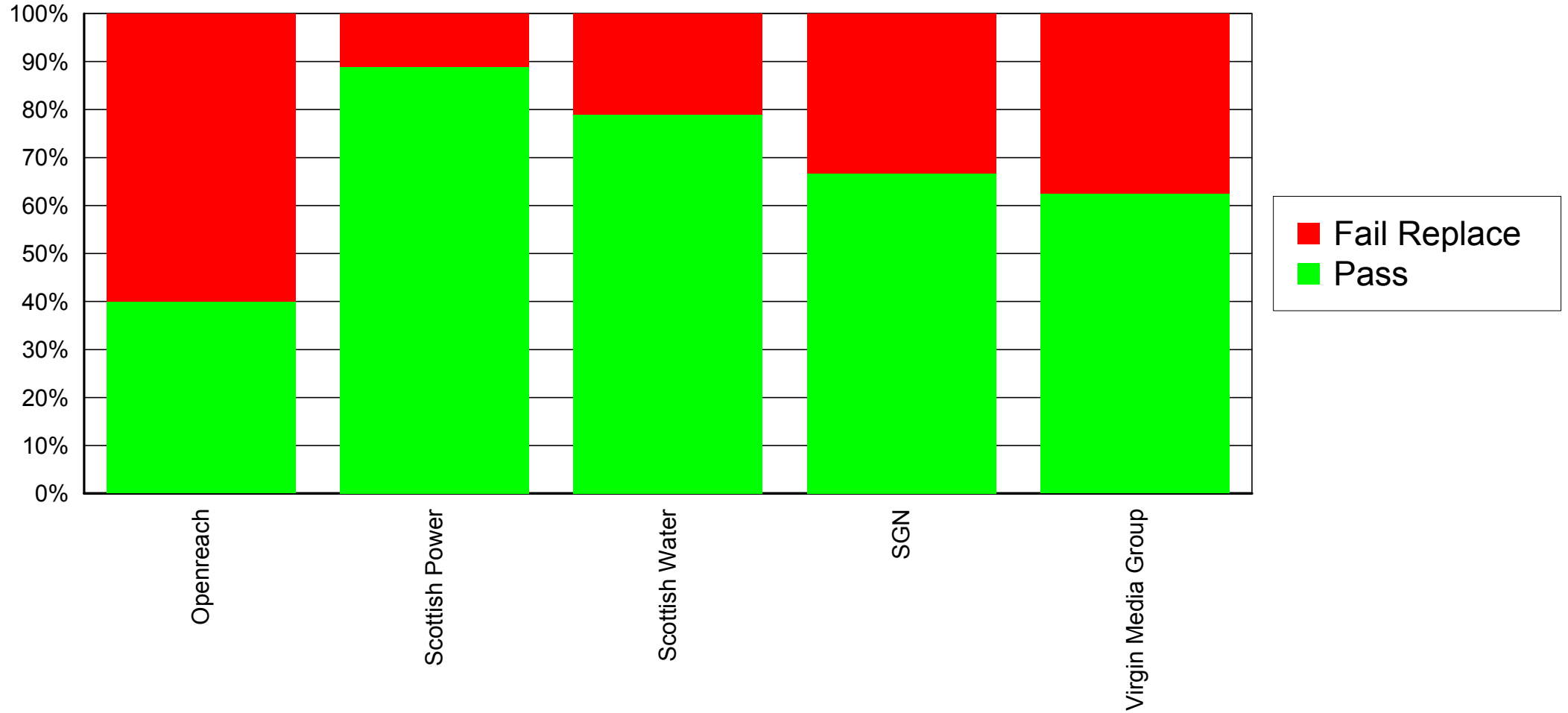
TayForth RAUC



TayForth RAUC

Roads Authority Falkirk Council	CORE	PASS No/%		FAIL-MONITOR						FAIL-REPLACE					
				Compaction	Layers	Materials	Other	TOTAL No/%	Compaction	Layers	Materials	Other	TOTAL No/%		
Openreach	5	2	40.0%	0	0	0	0	0	0.0%	0	1	1	1	3	60.0%
Scottish Power	9	8	88.9%	0	0	0	0	0	0.0%	0	1	0	0	1	11.1%
Scottish Water	19	15	78.9%	0	0	0	0	0	0.0%	0	3	0	1	4	21.1%
SGN	12	8	66.7%	0	0	0	0	0	0.0%	0	4	0	1	4	33.3%
Virgin Media Group	8	5	62.5%	0	0	0	0	0	0.0%	0	1	2	1	3	37.5%
TOTALS Falkirk Council	53	38	71.7%	0	0	0	0	0	0.0%	0	10	3	4	15	28.3%

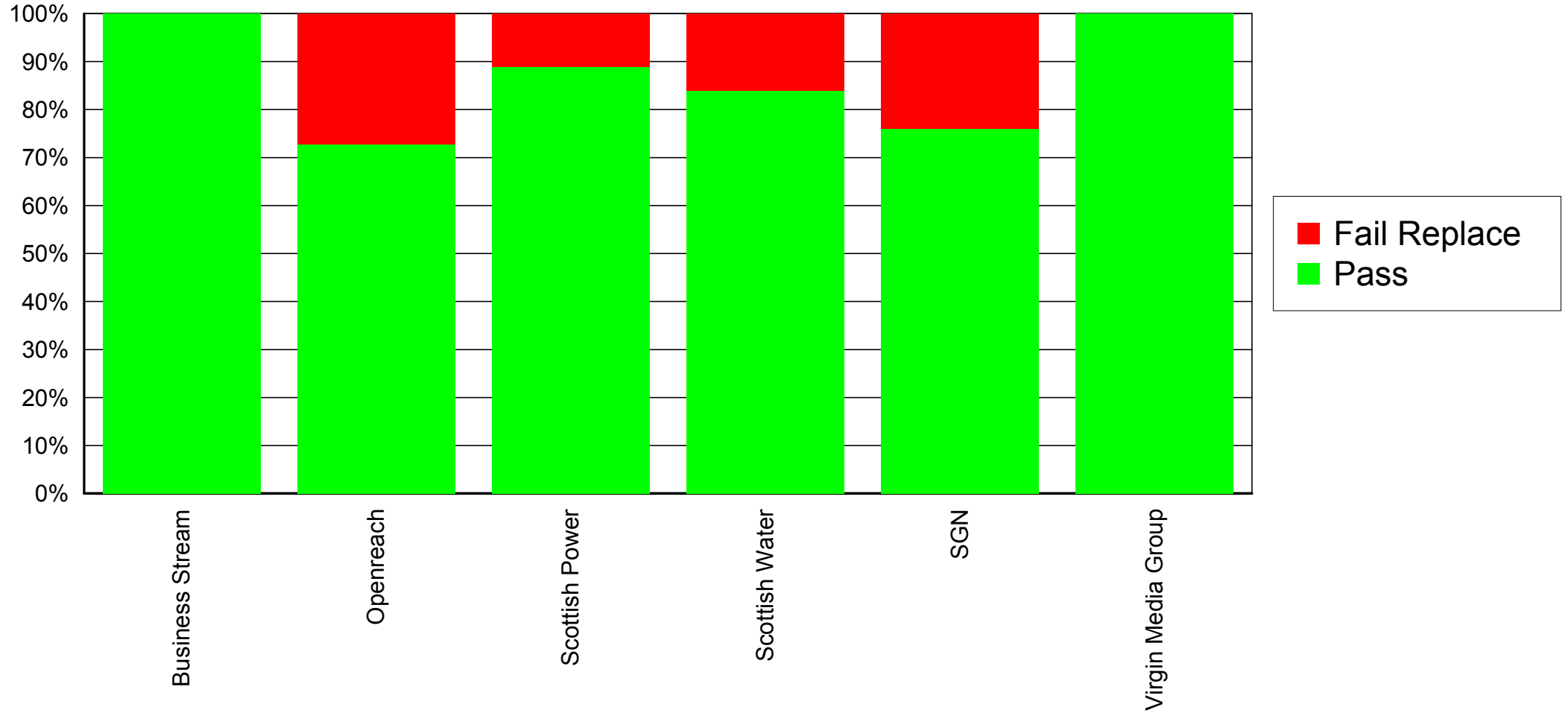
TayForth RAUC



TayForth RAUC

Roads Authority Fife Council	CORE	PASS No/%		FAIL-MONITOR						FAIL-REPLACE					
				Compaction	Layers	Materials	Other	TOTAL No/%	Compaction	Layers	Materials	Other	TOTAL No/%		
Business Stream	3	3	100.0%	0	0	0	0	0	0.0%	0	0	0	0	0	0.0%
Openreach	11	8	72.7%	0	0	0	0	0	0.0%	0	1	1	1	3	27.3%
Scottish Power	18	16	88.9%	0	0	0	0	0	0.0%	1	1	1	0	2	11.1%
Scottish Water	31	26	83.9%	0	0	0	0	0	0.0%	4	1	1	0	5	16.1%
SGN	25	19	76.0%	0	0	0	0	0	0.0%	5	1	1	0	6	24.0%
Virgin Media Group	8	8	100.0%	0	0	0	0	0	0.0%	0	0	0	0	0	0.0%
TOTALS Fife Council	96	80	83.3%	0	0	0	0	0	0.0%	10	4	4	1	16	16.7%

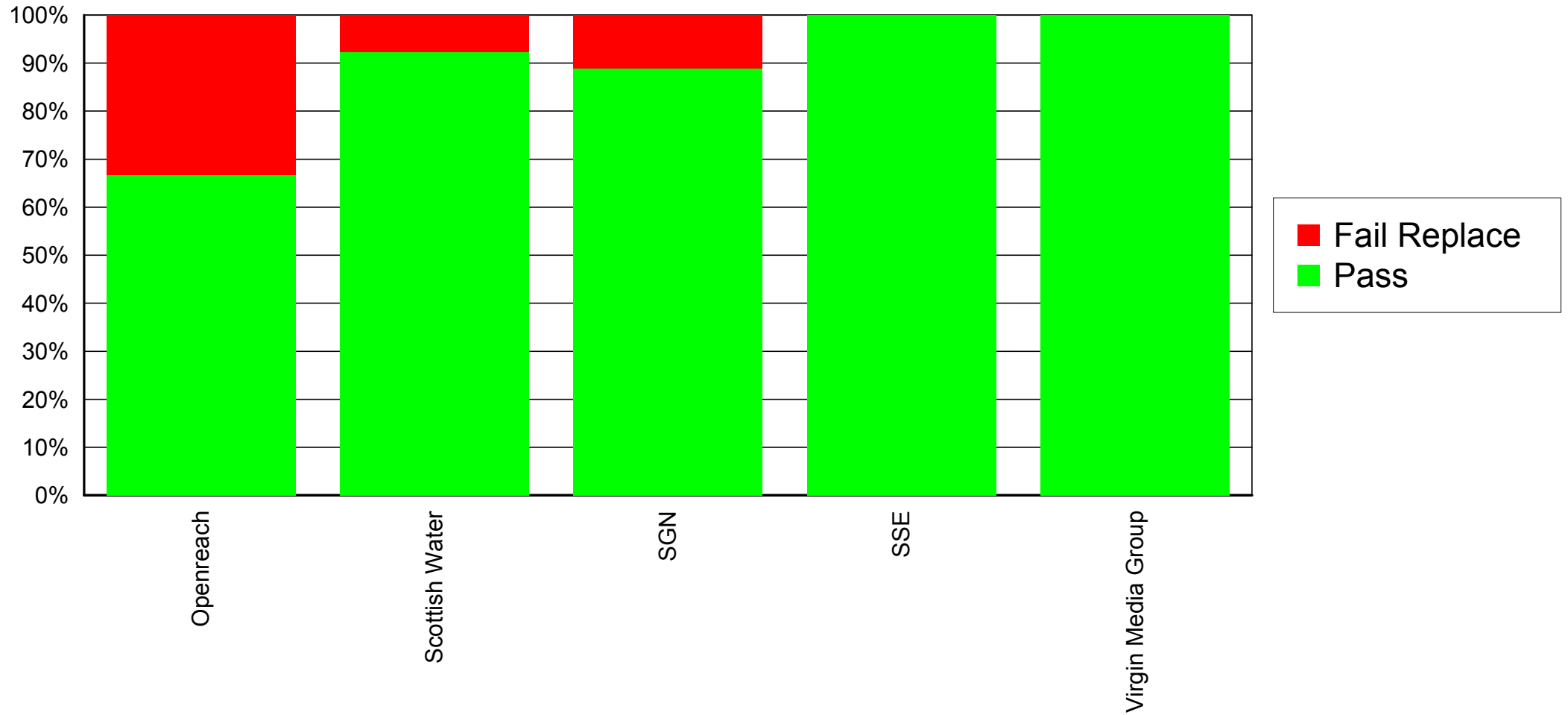
TayForth RAUC



TayForth RAUC

Roads Authority Perth & Kinross Council	CORE	PASS No/%		FAIL-MONITOR						FAIL-REPLACE					
				Compaction	Layers	Materials	Other	TOTAL No/%	Compaction	Layers	Materials	Other	TOTAL No/%		
Openreach	6	4	66.7%	0	0	0	0	0	0.0%	0	1	1	1	2	33.3%
Scottish Water	13	12	92.3%	0	0	0	0	0	0.0%	0	0	0	1	1	7.7%
SGN	9	8	88.9%	0	0	0	0	0	0.0%	0	1	0	0	1	11.1%
SSE	6	6	100.0%	0	0	0	0	0	0.0%	0	0	0	0	0	0.0%
Virgin Media Group	4	4	100.0%	0	0	0	0	0	0.0%	0	0	0	0	0	0.0%
TOTALS Perth & Kinross Council	38	34	89.5%	0	0	0	0	0	0.0%	0	2	1	2	4	10.5%

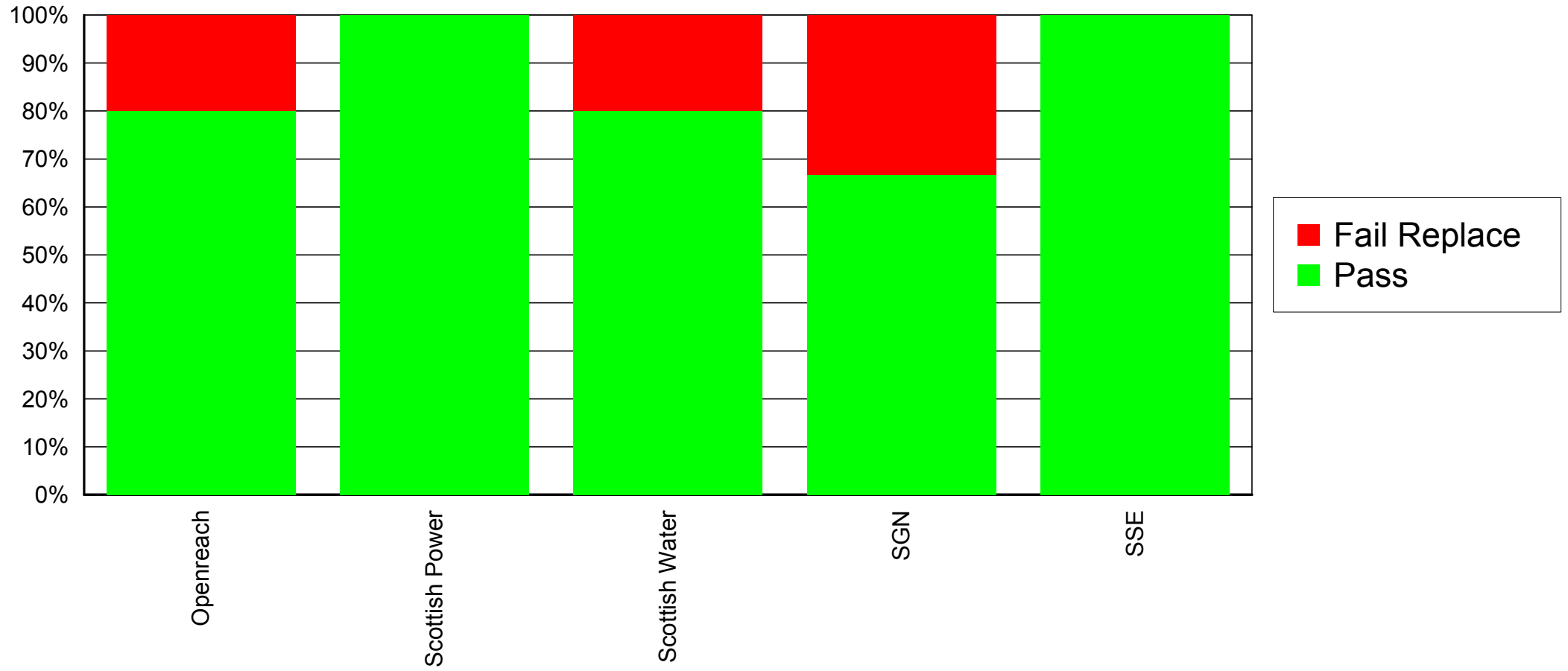
TayForth RAUC



TayForth RAUC

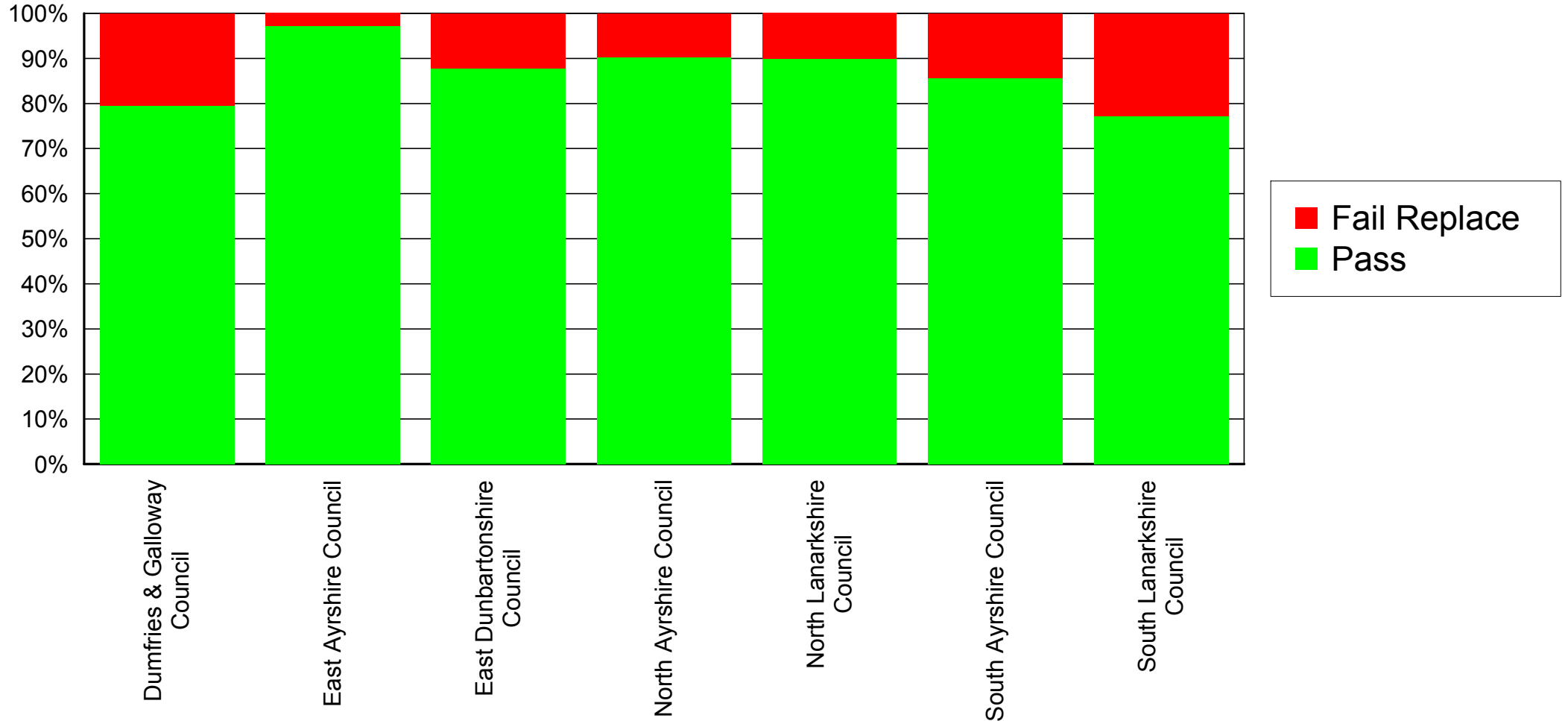
Roads Authority Stirling Council	CORE	PASS No/%		FAIL-MONITOR						FAIL-REPLACE					
				Compaction	Layers	Materials	Other	TOTAL	No/%	Compaction	Layers	Materials	Other	TOTAL	No/%
Openreach	5	4	80.0%	0	0	0	0	0	0.0%	0	0	1	0	1	20.0%
Scottish Power	5	5	100.0%	0	0	0	0	0	0.0%	0	0	0	0	0	0.0%
Scottish Water	15	12	80.0%	0	0	0	0	0	0.0%	0	2	2	0	3	20.0%
SGN	6	4	66.7%	0	0	0	0	0	0.0%	0	1	1	0	2	33.3%
SSE	4	4	100.0%	0	0	0	0	0	0.0%	0	0	0	0	0	0.0%
TOTALS Stirling Council	35	29	82.9%	0	0	0	0	0	0.0%	0	3	4	0	6	17.1%

TayForth RAUC



South-West RAUC

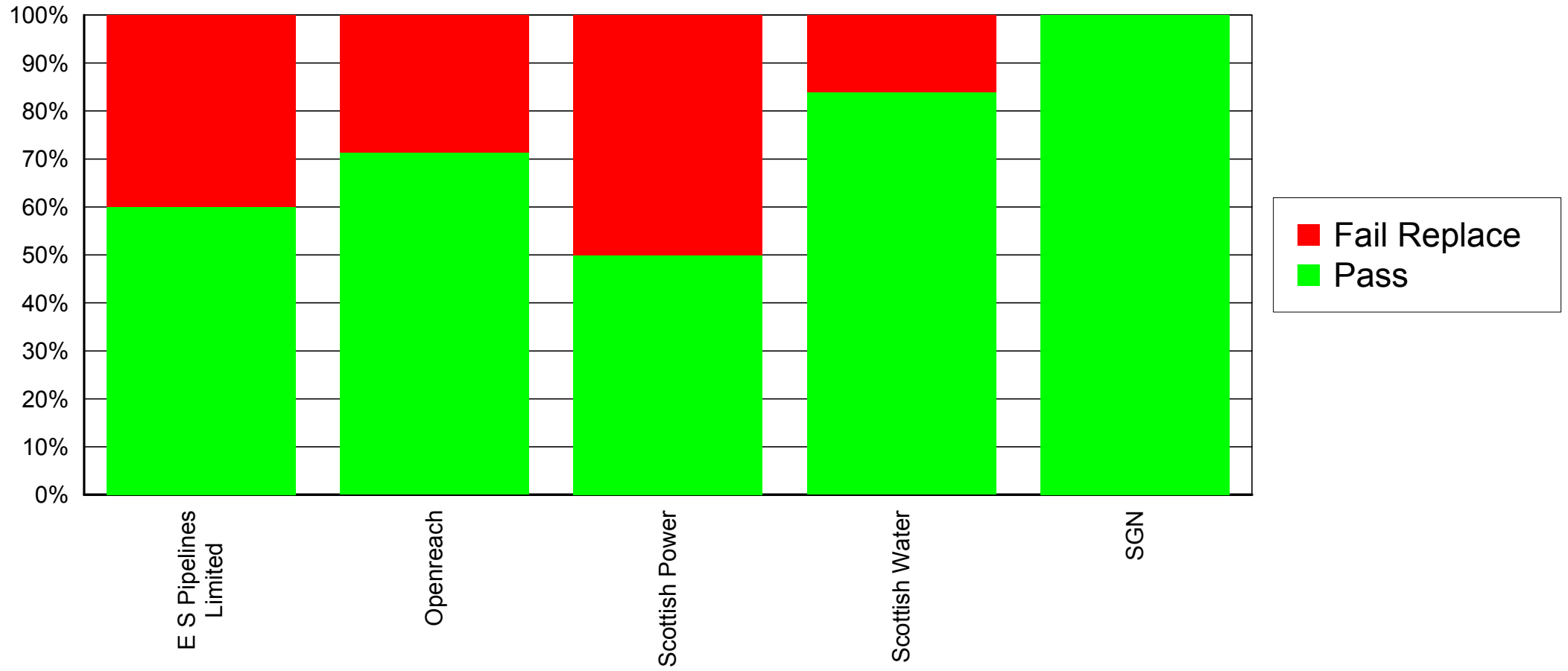
South-West RAUC	CORE	PASS No/%		FAIL-MONITOR						FAIL-REPLACE				
				Compaction	Layers	Materials	Other	TOTAL No/%	Compaction	Layers	Materials	Other	TOTAL No/%	
TOTALS FOR South-West RAUC	399	338	84.7%	0	0	0	0	0 0.0%	14	28	19	11	61 15.3%	



South-West RAUC

Roads Authority Dumfries & Galloway Council	CORE	PASS No/%		FAIL-MONITOR						FAIL-REPLACE					
				Compaction	Layers	Materials	Other	TOTAL No/%	Compaction	Layers	Materials	Other	TOTAL No/%		
E S Pipelines Limited	5	3	60.0%	0	0	0	0	0	0.0%	1	0	1	0	2	40.0%
Openreach	7	5	71.4%	0	0	0	0	0	0.0%	0	1	1	0	2	28.6%
Scottish Power	4	2	50.0%	0	0	0	0	0	0.0%	0	2	1	0	2	50.0%
Scottish Water	25	21	84.0%	0	0	0	0	0	0.0%	0	4	0	0	4	16.0%
SGN	8	8	100.0%	0	0	0	0	0	0.0%	0	0	0	0	0	0.0%
TOTALS Dumfries & Galloway Council	49	39	79.6%	0	0	0	0	0	0.0%	1	7	3	0	10	20.4%

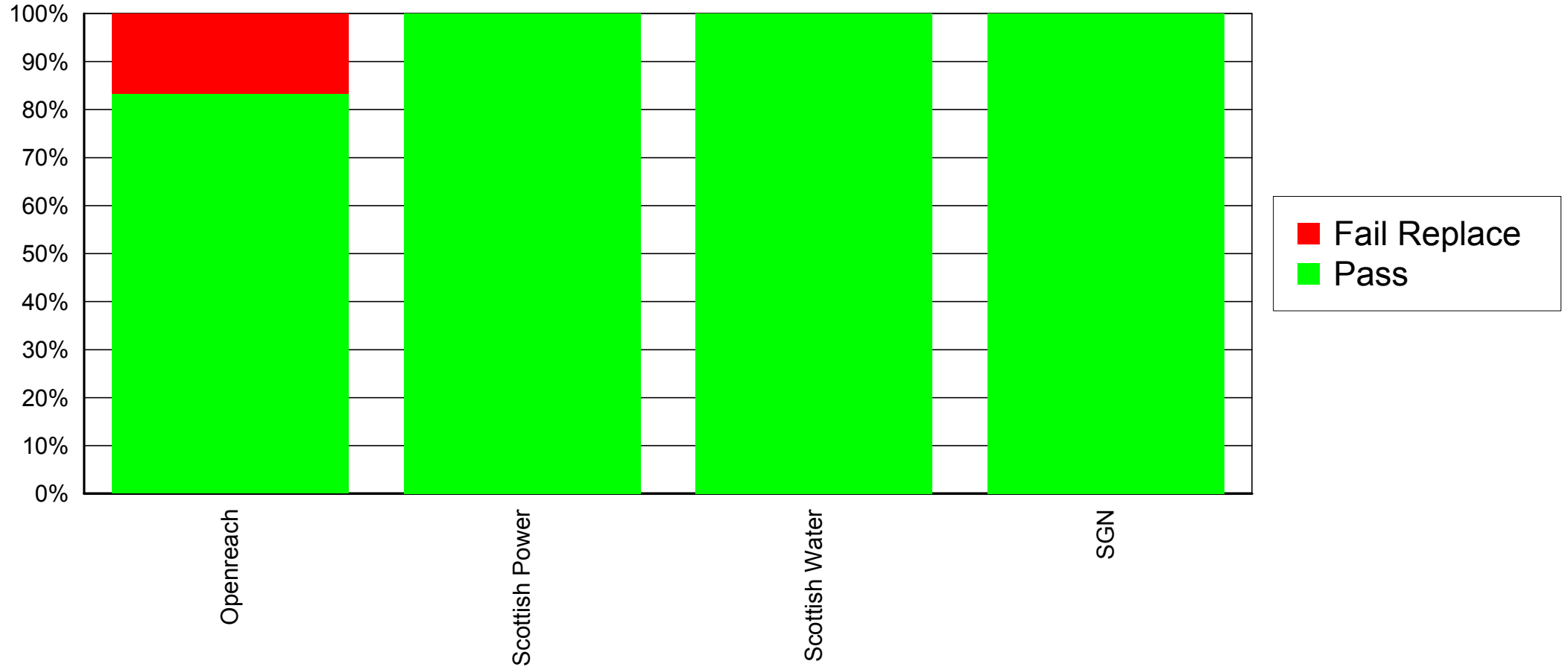
South-West RAUC



South-West RAUC

Roads Authority East Ayrshire Council	CORE	PASS No/%		FAIL-MONITOR						FAIL-REPLACE					
				Compaction	Layers	Materials	Other	TOTAL No/%	Compaction	Layers	Materials	Other	TOTAL No/%		
Openreach	6	5	83.3%	0	0	0	0	0	0.0%	0	1	0	0	1	16.7%
Scottish Power	5	5	100.0%	0	0	0	0	0	0.0%	0	0	0	0	0	0.0%
Scottish Water	18	18	100.0%	0	0	0	0	0	0.0%	0	0	0	0	0	0.0%
SGN	6	6	100.0%	0	0	0	0	0	0.0%	0	0	0	0	0	0.0%
TOTALS East Ayrshire Council	35	34	97.1%	0	0	0	0	0	0.0%	0	1	0	0	1	2.9%

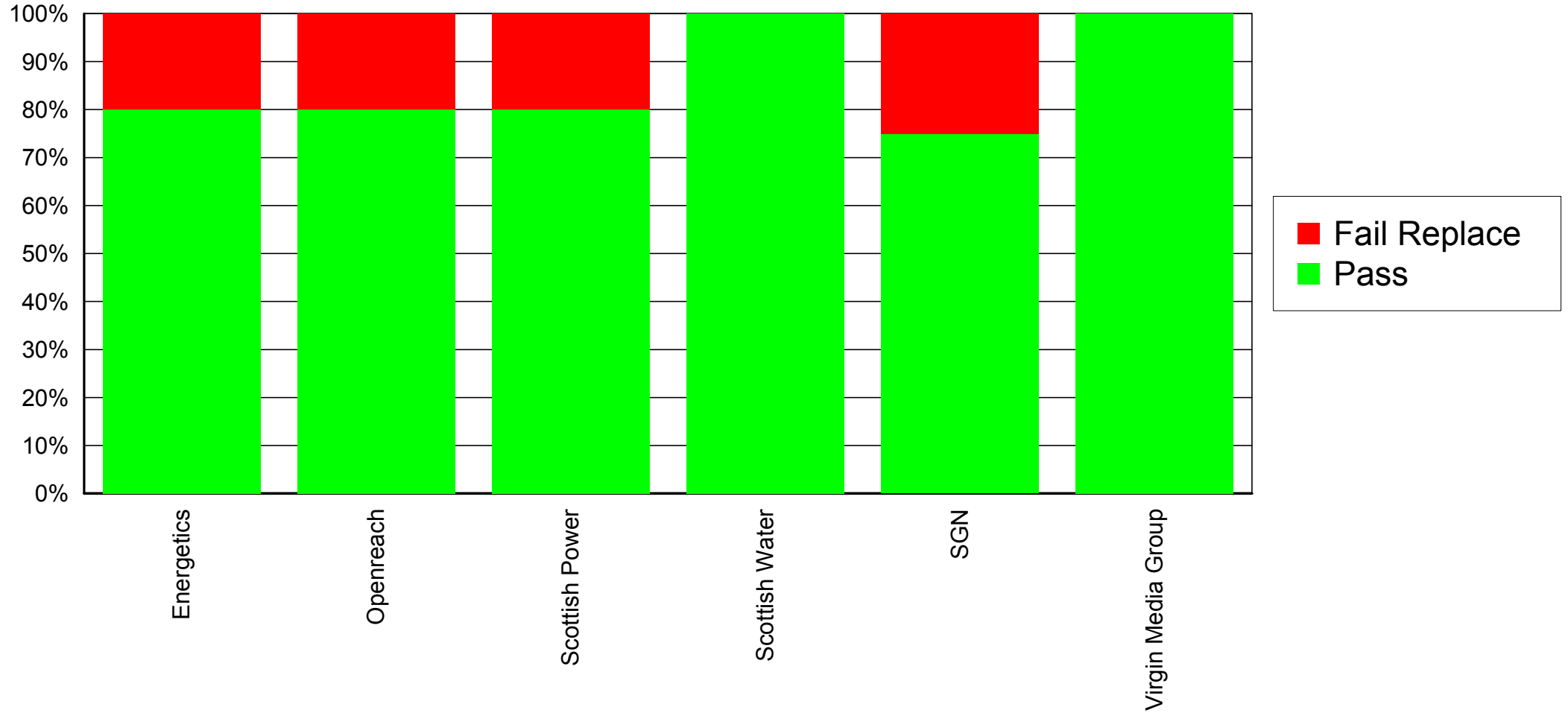
South-West RAUC



South-West RAUC

Roads Authority East Dunbartonshire Council	CORE	PASS No/%		FAIL-MONITOR						FAIL-REPLACE					
				Compaction	Layers	Materials	Other	TOTAL No/%	Compaction	Layers	Materials	Other	TOTAL No/%		
Energetics	5	4	80.0%	0	0	0	0	0	0.0%	0	1	0	0	1	20.0%
Openreach	5	4	80.0%	0	0	0	0	0	0.0%	0	1	1	0	1	20.0%
Scottish Power	5	4	80.0%	0	0	0	0	0	0.0%	0	1	1	0	1	20.0%
Scottish Water	9	9	100.0%	0	0	0	0	0	0.0%	0	0	0	0	0	0.0%
SGN	4	3	75.0%	0	0	0	0	0	0.0%	0	0	1	0	1	25.0%
Virgin Media Group	5	5	100.0%	0	0	0	0	0	0.0%	0	0	0	0	0	0.0%
TOTALS East Dunbartonshire Council	33	29	87.9%	0	0	0	0	0	0.0%	0	3	3	0	4	12.1%

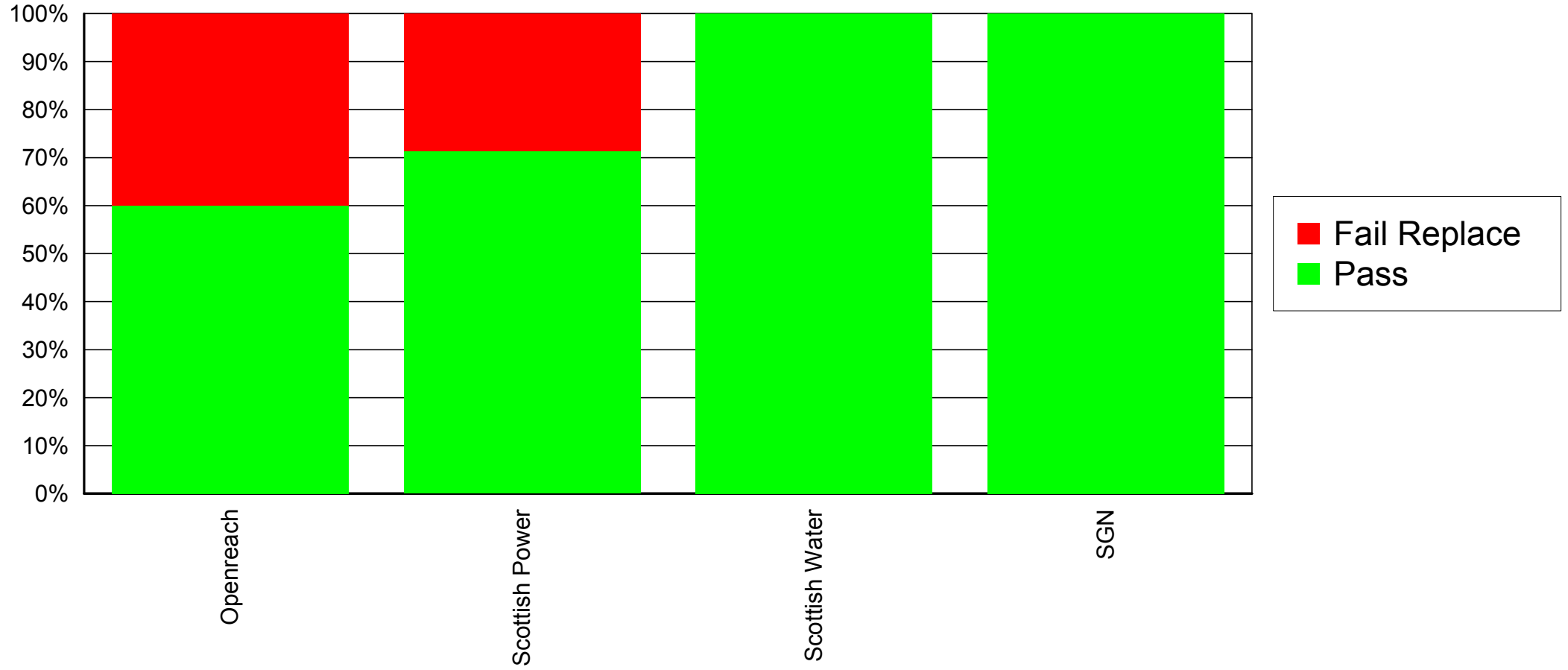
South-West RAUC



South-West RAUC

Roads Authority North Ayrshire Council	CORE	PASS No/%		FAIL-MONITOR						FAIL-REPLACE					
				Compaction	Layers	Materials	Other	TOTAL No/%	Compaction	Layers	Materials	Other	TOTAL No/%		
Openreach	5	3	60.0%	0	0	0	0	0	0.0%	0	2	0	0	2	40.0%
Scottish Power	7	5	71.4%	0	0	0	0	0	0.0%	1	0	0	2	2	28.6%
Scottish Water	23	23	100.0%	0	0	0	0	0	0.0%	0	0	0	0	0	0.0%
SGN	6	6	100.0%	0	0	0	0	0	0.0%	0	0	0	0	0	0.0%
TOTALS North Ayrshire Council	41	37	90.2%	0	0	0	0	0	0.0%	1	2	0	2	4	9.8%

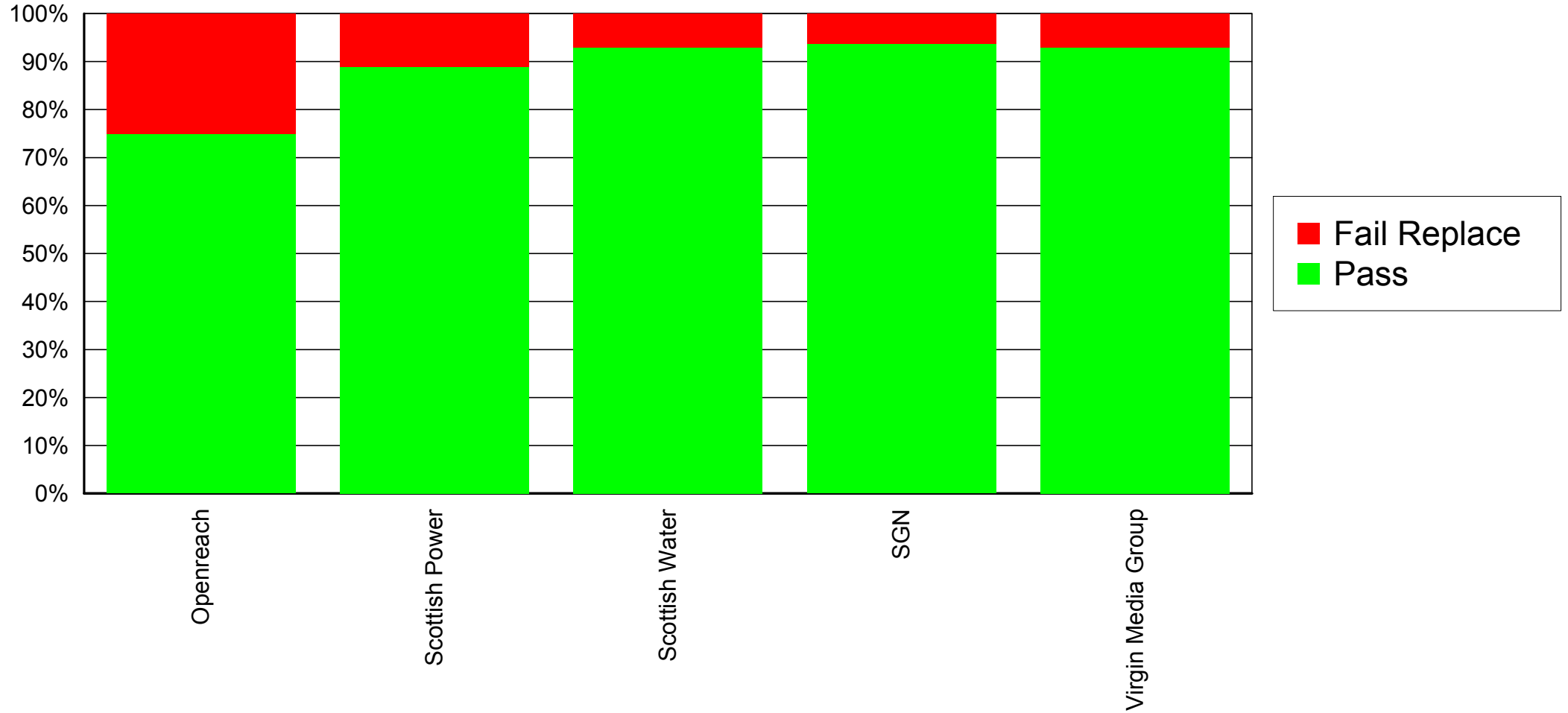
South-West RAUC



South-West RAUC

Roads Authority North Lanarkshire Council	CORE	PASS No/%		FAIL-MONITOR						FAIL-REPLACE					
				Compaction	Layers	Materials	Other	TOTAL	No/%	Compaction	Layers	Materials	Other	TOTAL	No/%
Openreach	12	9	75.0%	0	0	0	0	0	0.0%	0	0	1	2	3	25.0%
Scottish Power	9	8	88.9%	0	0	0	0	0	0.0%	1	0	0	0	1	11.1%
Scottish Water	28	26	92.9%	0	0	0	0	0	0.0%	1	1	0	0	2	7.1%
SGN	16	15	93.8%	0	0	0	0	0	0.0%	1	0	0	0	1	6.3%
Virgin Media Group	14	13	92.9%	0	0	0	0	0	0.0%	0	1	0	0	1	7.1%
TOTALS North Lanarkshire Council	79	71	89.9%	0	0	0	0	0	0.0%	3	2	1	2	8	10.1%

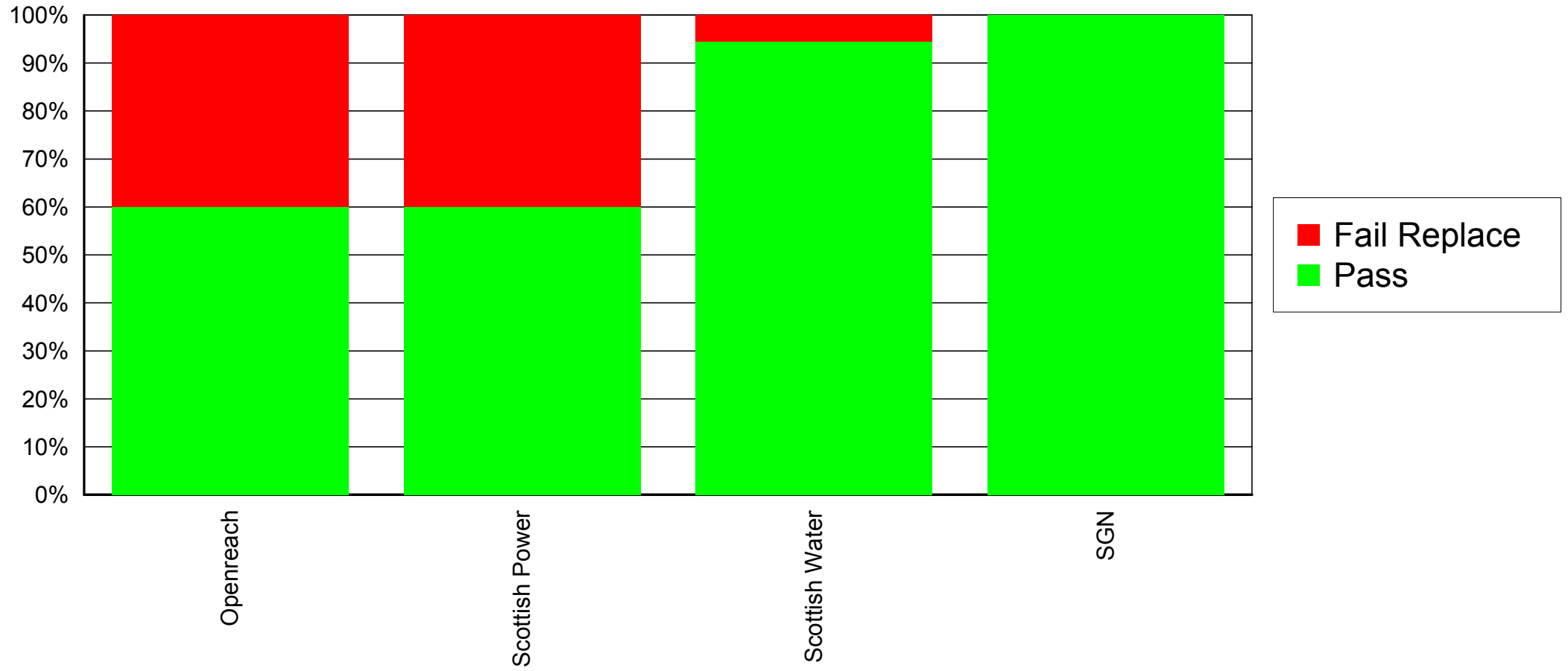
South-West RAUC



South-West RAUC

Roads Authority South Ayrshire Council	CORE	PASS No/%		FAIL-MONITOR						FAIL-REPLACE					
				Compaction	Layers	Materials	Other	TOTAL No/%	Compaction	Layers	Materials	Other	TOTAL No/%		
Openreach	5	3	60.0%	0	0	0	0	0	0.0%	0	0	2	0	2	40.0%
Scottish Power	5	3	60.0%	0	0	0	0	0	0.0%	1	0	1	0	2	40.0%
Scottish Water	18	17	94.4%	0	0	0	0	0	0.0%	1	0	0	0	1	5.6%
SGN	7	7	100.0%	0	0	0	0	0	0.0%	0	0	0	0	0	0.0%
TOTALS South Ayrshire Council	35	30	85.7%	0	0	0	0	0	0.0%	2	0	3	0	5	14.3%

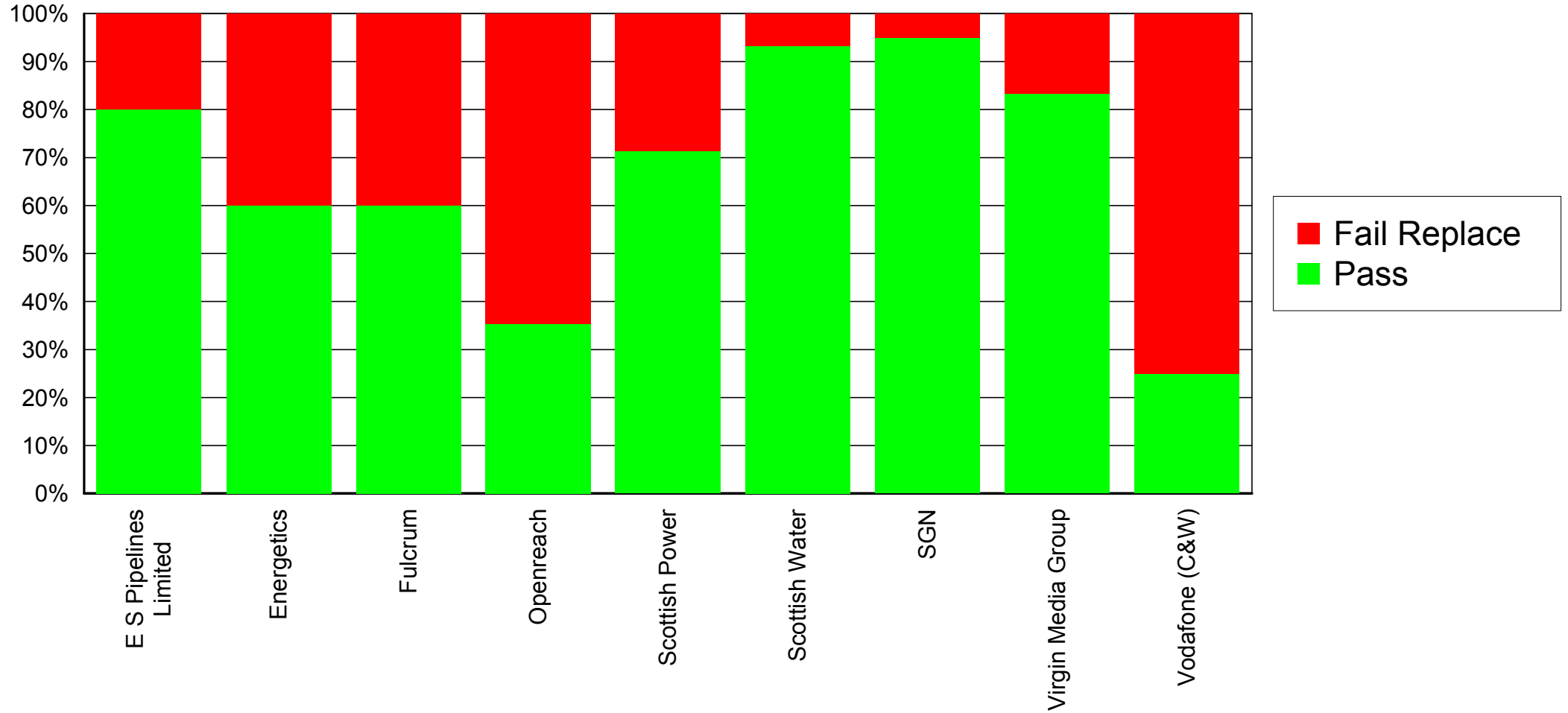
South-West RAUC



South-West RAUC

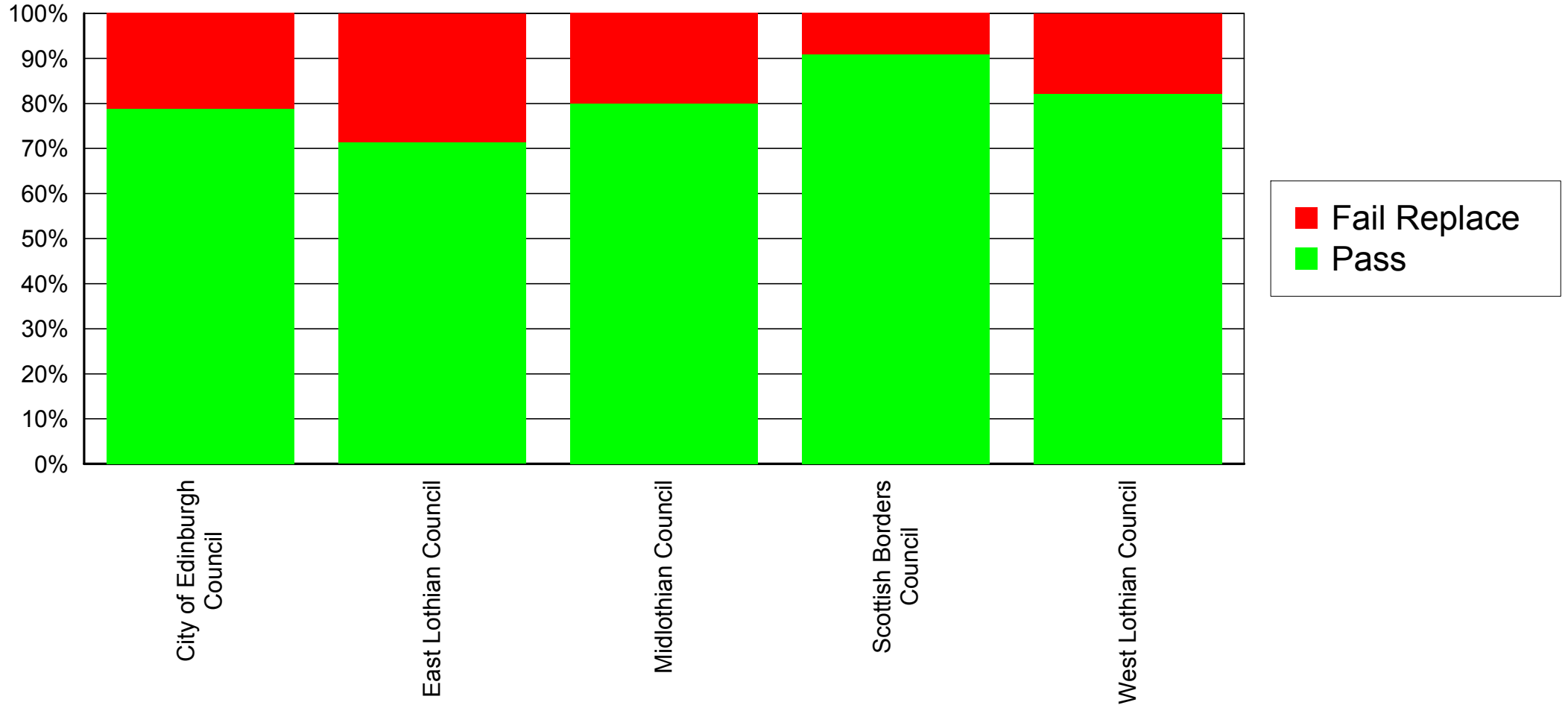
Roads Authority South Lanarkshire Council	CORE	PASS No/%		FAIL-MONITOR						FAIL-REPLACE					
				Compaction	Layers	Materials	Other	TOTAL No/%	Compaction	Layers	Materials	Other	TOTAL No/%		
E S Pipelines Limited	5	4	80.0%	0	0	0	0	0	0.0%	0	0	1	0	1	20.0%
Energetics	5	3	60.0%	0	0	0	0	0	0.0%	1	1	1	0	2	40.0%
Fulcrum	5	3	60.0%	0	0	0	0	0	0.0%	1	1	1	0	2	40.0%
Openreach	17	6	35.3%	0	0	0	0	0	0.0%	2	5	4	3	11	64.7%
Scottish Power	14	10	71.4%	0	0	0	0	0	0.0%	1	1	1	1	4	28.6%
Scottish Water	45	42	93.3%	0	0	0	0	0	0.0%	2	2	0	0	3	6.7%
SGN	20	19	95.0%	0	0	0	0	0	0.0%	0	1	0	0	1	5.0%
Virgin Media Group	12	10	83.3%	0	0	0	0	0	0.0%	0	1	0	2	2	16.7%
Vodafone (C&W)	4	1	25.0%	0	0	0	0	0	0.0%	0	1	1	1	3	75.0%
TOTALS South Lanarkshire Council	127	98	77.2%	0	0	0	0	0	0.0%	7	13	9	7	29	22.8%

South-West RAUC



South-East RAUC

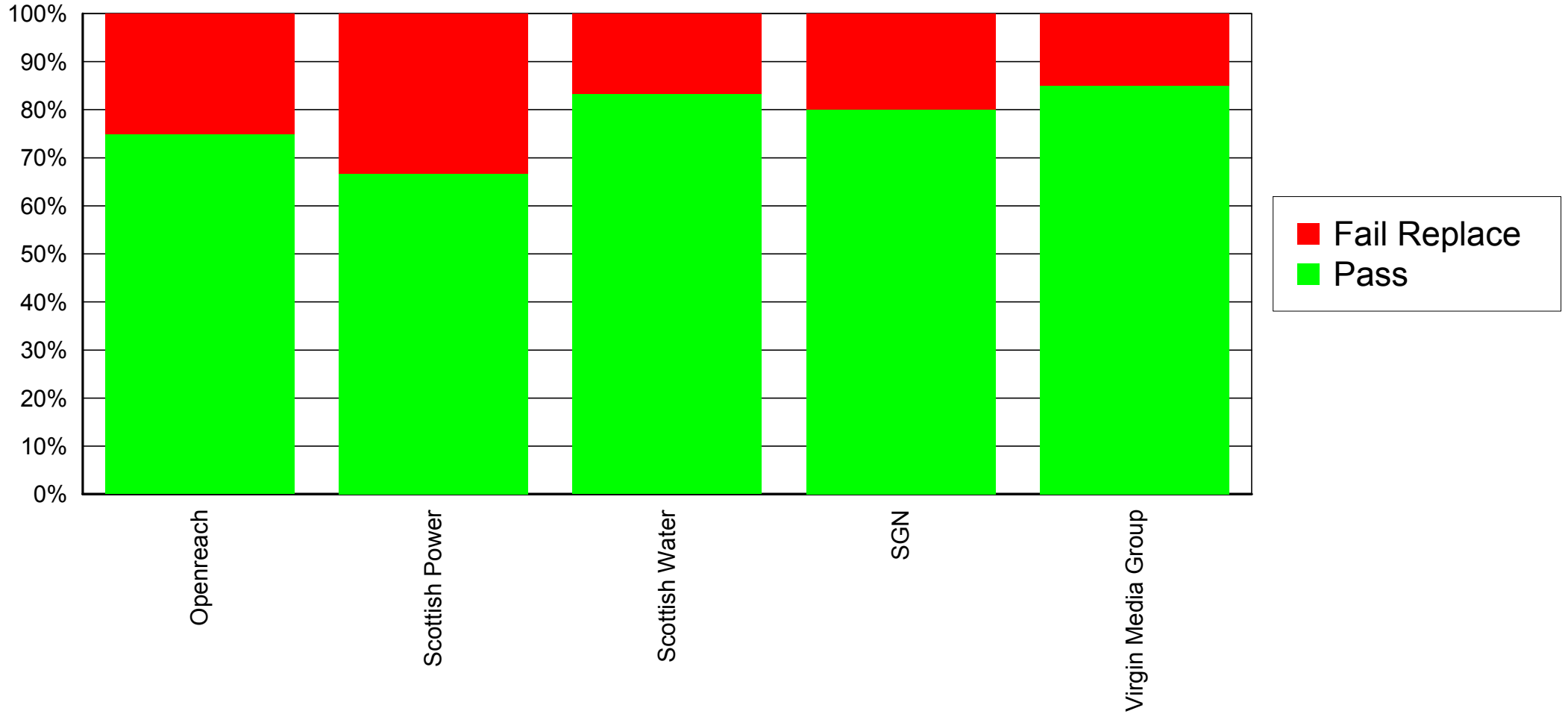
South-East RAUC	CORE	PASS No/%		FAIL-MONITOR						FAIL-REPLACE				
				Compaction	Layers	Materials	Other	TOTAL No/%	Compaction	Layers	Materials	Other	TOTAL No/%	
TOTALS FOR South-East RAUC	300	241	80.3%	0	0	0	0	0 0.0%	31	24	1	7	59 19.7%	



South-East RAUC

Roads Authority City of Edinburgh Council	CORE	PASS No/%		FAIL-MONITOR						FAIL-REPLACE					
				Compaction	Layers	Materials	Other	TOTAL	No/%	Compaction	Layers	Materials	Other	TOTAL	No/%
Openreach	12	9	75.0%	0	0	0	0	0	0.0%	0	2	0	1	3	25.0%
Scottish Power	21	14	66.7%	0	0	0	0	0	0.0%	5	3	0	0	7	33.3%
Scottish Water	30	25	83.3%	0	0	0	0	0	0.0%	3	3	0	0	5	16.7%
SGN	35	28	80.0%	0	0	0	0	0	0.0%	6	1	0	0	7	20.0%
Virgin Media Group	20	17	85.0%	0	0	0	0	0	0.0%	1	0	0	2	3	15.0%
TOTALS City of Edinburgh Council	118	93	78.8%	0	0	0	0	0	0.0%	15	9	0	3	25	21.2%

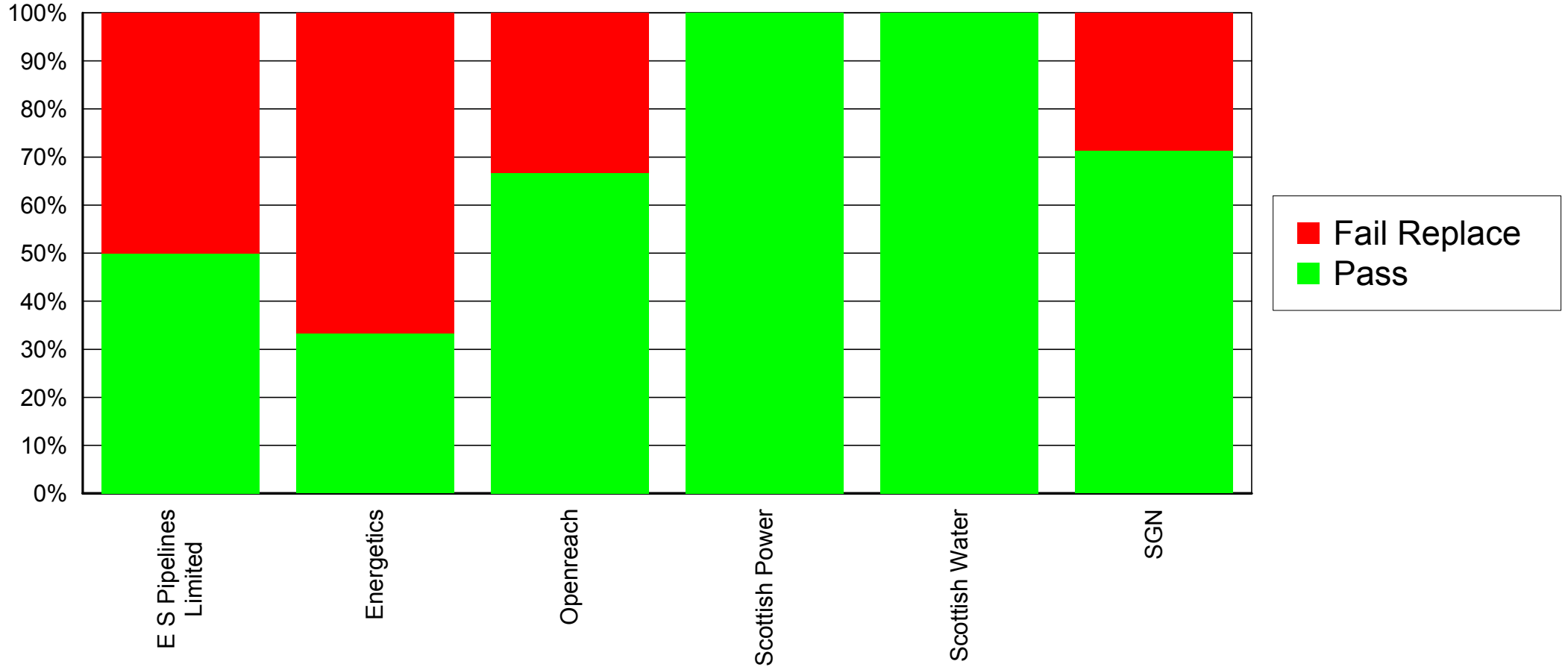
South-East RAUC



South-East RAUC

Roads Authority East Lothian Council	CORE	PASS No/%		FAIL-MONITOR						FAIL-REPLACE					
				Compaction	Layers	Materials	Other	TOTAL No/%	Compaction	Layers	Materials	Other	TOTAL No/%		
E S Pipelines Limited	6	3	50.0%	0	0	0	0	0	0.0%	3	0	0	0	3	50.0%
Energetics	3	1	33.3%	0	0	0	0	0	0.0%	0	1	1	1	2	66.7%
Openreach	3	2	66.7%	0	0	0	0	0	0.0%	1	0	0	1	1	33.3%
Scottish Power	4	4	100.0%	0	0	0	0	0	0.0%	0	0	0	0	0	0.0%
Scottish Water	5	5	100.0%	0	0	0	0	0	0.0%	0	0	0	0	0	0.0%
SGN	14	10	71.4%	0	0	0	0	0	0.0%	0	4	0	0	4	28.6%
TOTALS East Lothian Council	35	25	71.4%	0	0	0	0	0	0.0%	4	5	1	2	10	28.6%

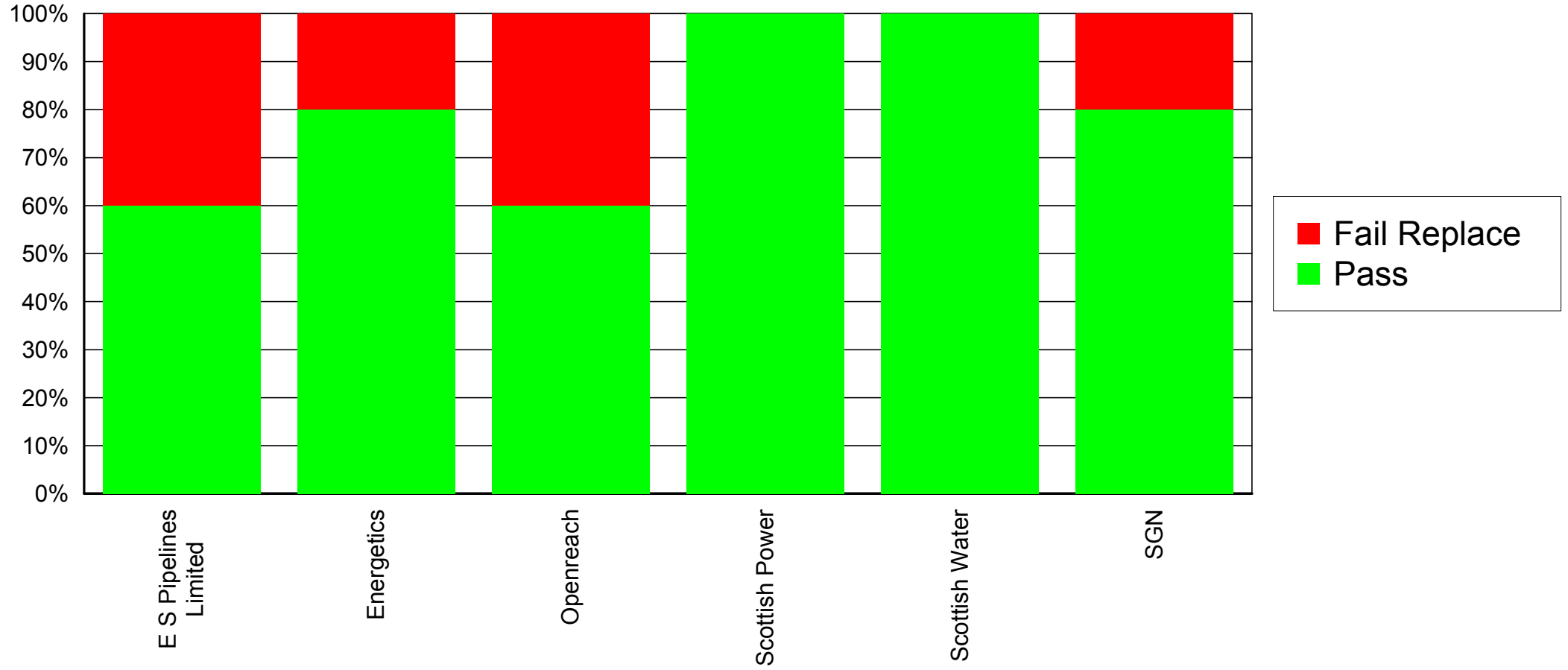
South-East RAUC



South-East RAUC

Roads Authority Midlothian Council	CORE	PASS No/%		FAIL-MONITOR						FAIL-REPLACE					
				Compaction	Layers	Materials	Other	TOTAL No/%	Compaction	Layers	Materials	Other	TOTAL No/%		
E S Pipelines Limited	5	3	60.0%	0	0	0	0	0	0.0%	2	0	0	0	2	40.0%
Energetics	5	4	80.0%	0	0	0	0	0	0.0%	1	0	0	0	1	20.0%
Openreach	5	3	60.0%	0	0	0	0	0	0.0%	2	0	0	0	2	40.0%
Scottish Power	5	5	100.0%	0	0	0	0	0	0.0%	0	0	0	0	0	0.0%
Scottish Water	5	5	100.0%	0	0	0	0	0	0.0%	0	0	0	0	0	0.0%
SGN	5	4	80.0%	0	0	0	0	0	0.0%	1	0	0	0	1	20.0%
TOTALS Midlothian Council	30	24	80.0%	0	0	0	0	0	0.0%	6	0	0	0	6	20.0%

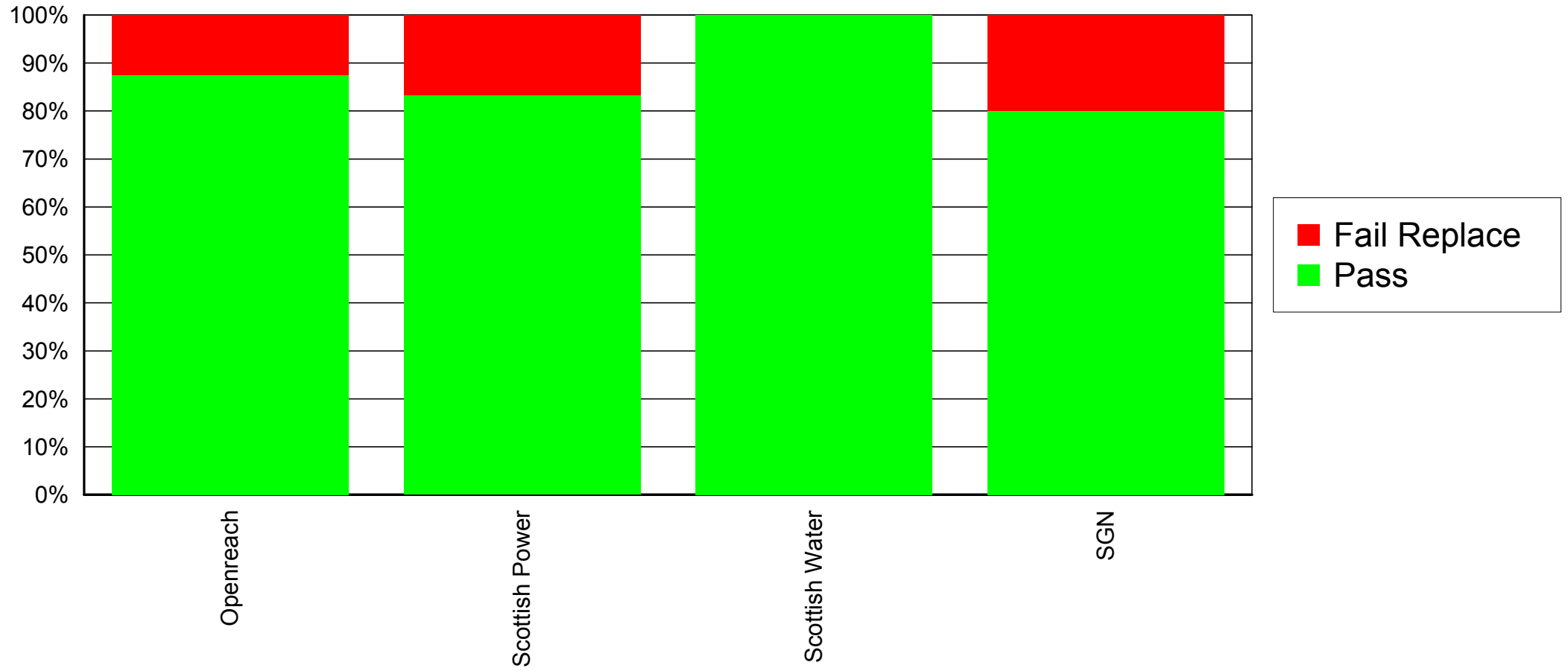
South-East RAUC



South-East RAUC

Roads Authority Scottish Borders Council	CORE	PASS No/%		FAIL-MONITOR						FAIL-REPLACE					
				Compaction	Layers	Materials	Other	TOTAL No/%	Compaction	Layers	Materials	Other	TOTAL No/%		
Openreach	8	7	87.5%	0	0	0	0	0	0.0%	1	0	0	0	1	12.5%
Scottish Power	6	5	83.3%	0	0	0	0	0	0.0%	0	1	0	0	1	16.7%
Scottish Water	14	14	100.0%	0	0	0	0	0	0.0%	0	0	0	0	0	0.0%
SGN	5	4	80.0%	0	0	0	0	0	0.0%	0	1	0	0	1	20.0%
TOTALS Scottish Borders Council	33	30	90.9%	0	0	0	0	0	0.0%	1	2	0	0	3	9.1%

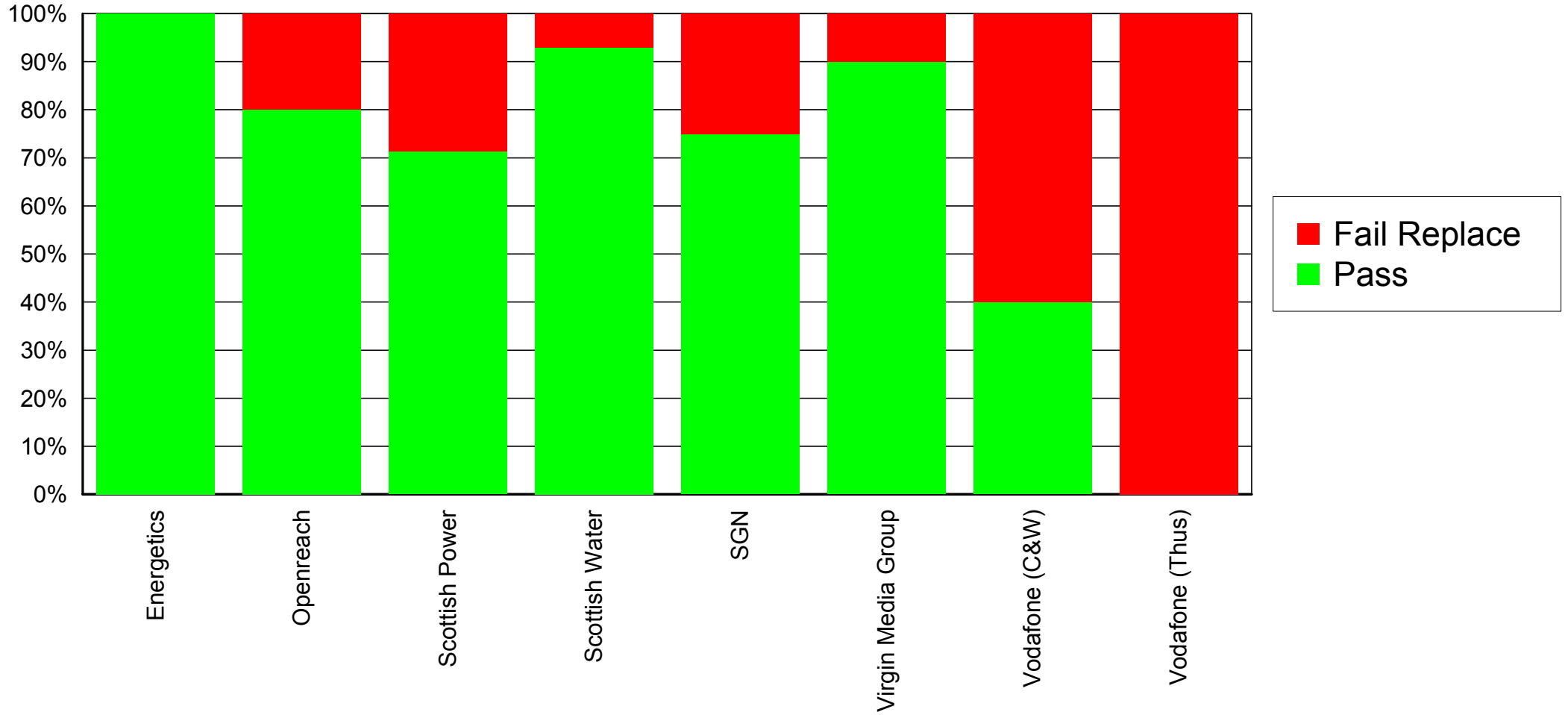
South-East RAUC



South-East RAUC

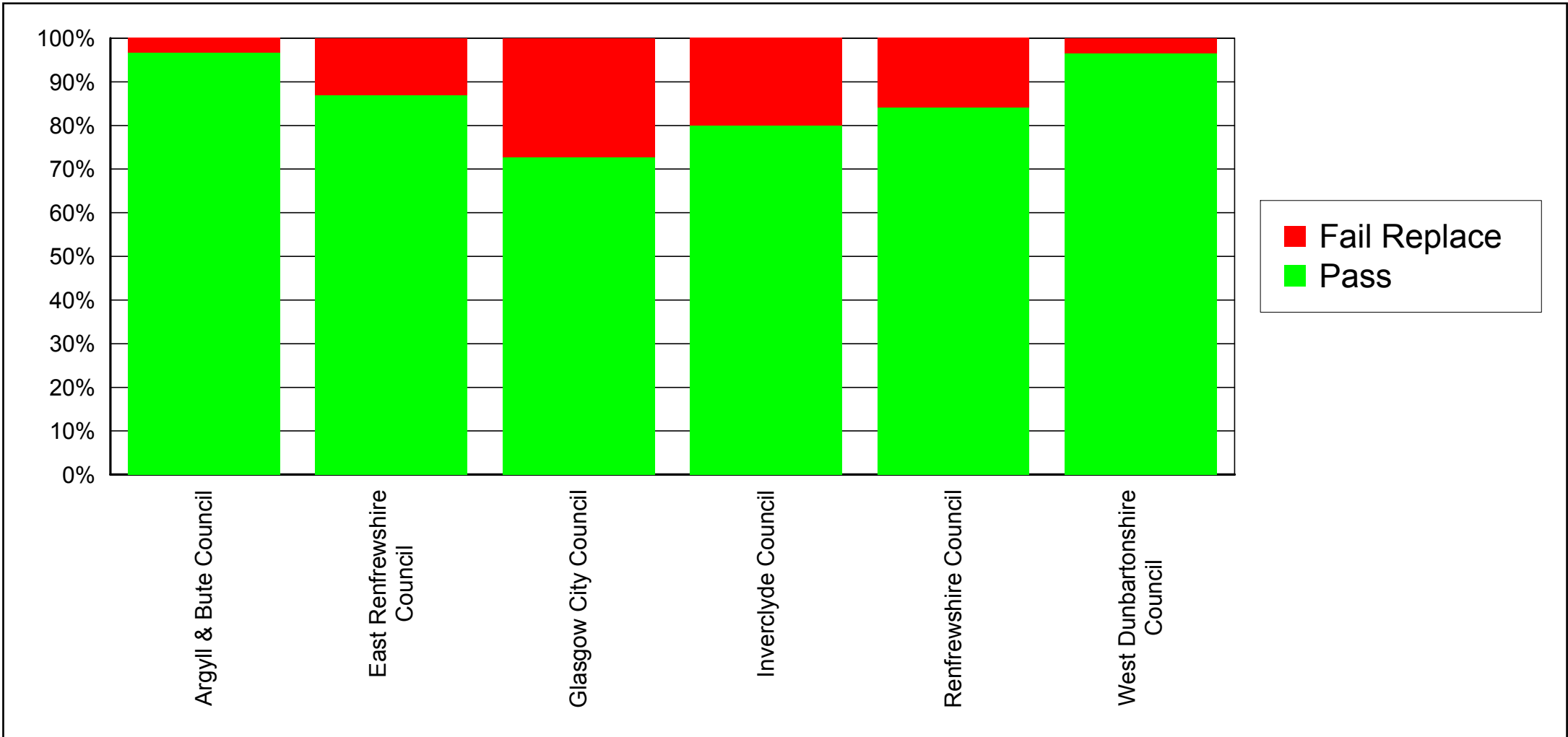
Roads Authority West Lothian Council	CORE	PASS No/%		FAIL-MONITOR						FAIL-REPLACE					
				Compaction	Layers	Materials	Other	TOTAL No/%	Compaction	Layers	Materials	Other	TOTAL No/%		
Energetics	7	7	100.0%	0	0	0	0	0	0.0%	0	0	0	0	0	0.0%
Openreach	10	8	80.0%	0	0	0	0	0	0.0%	1	0	0	1	2	20.0%
Scottish Power	7	5	71.4%	0	0	0	0	0	0.0%	1	1	0	0	2	28.6%
Scottish Water	28	26	92.9%	0	0	0	0	0	0.0%	2	0	0	0	2	7.1%
SGN	16	12	75.0%	0	0	0	0	0	0.0%	0	4	0	0	4	25.0%
Virgin Media Group	10	9	90.0%	0	0	0	0	0	0.0%	0	1	0	0	1	10.0%
Vodafone (C&W)	5	2	40.0%	0	0	0	0	0	0.0%	1	1	0	1	3	60.0%
Vodafone (Thus)	1	0	0.0%	0	0	0	0	0	0.0%	0	1	0	0	1	100.0%
TOTALS West Lothian Council	84	69	82.1%	0	0	0	0	0	0.0%	5	8	0	2	15	17.9%

South-East RAUC



WoS RAUC

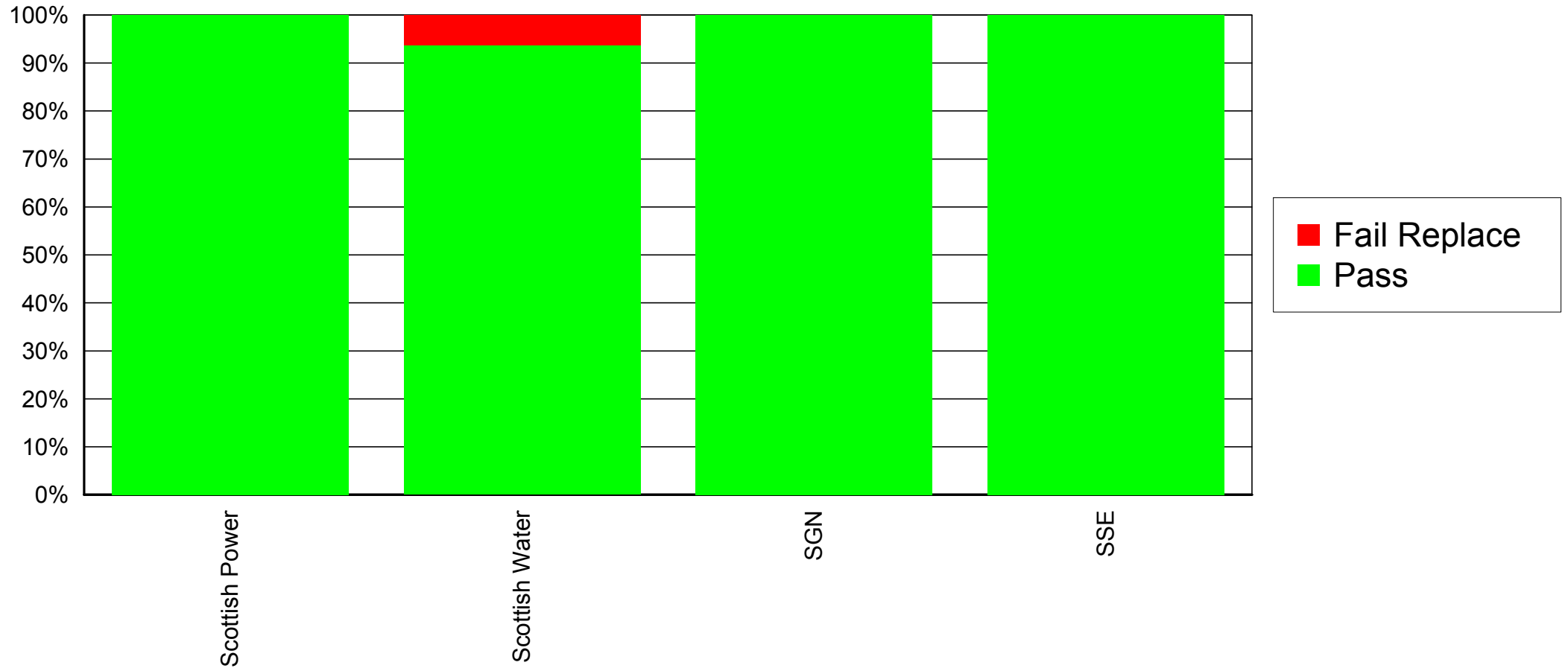
WoS RAUC	CORE	PASS No/%		FAIL-MONITOR						FAIL-REPLACE				
				Compaction	Layers	Materials	Other	TOTAL No/%	Compaction	Layers	Materials	Other	TOTAL No/%	
TOTALS FOR WoS RAUC	347	277	79.8%	0	0	0	0	0 0.0%	12	41	7	37	70 20.2%	



WoS RAUC

Roads Authority Argyll & Bute Council	CORE	PASS No/%		FAIL-MONITOR						FAIL-REPLACE					
				Compaction	Layers	Materials	Other	TOTAL No/%	Compaction	Layers	Materials	Other	TOTAL No/%		
Scottish Power	5	5	100.0%	0	0	0	0	0	0.0%	0	0	0	0	0	0.0%
Scottish Water	16	15	93.8%	0	0	0	0	0	0.0%	0	0	0	1	1	6.3%
SGN	5	5	100.0%	0	0	0	0	0	0.0%	0	0	0	0	0	0.0%
SSE	4	4	100.0%	0	0	0	0	0	0.0%	0	0	0	0	0	0.0%
TOTALS Argyll & Bute Council	30	29	96.7%	0	0	0	0	0	0.0%	0	0	0	1	1	3.3%

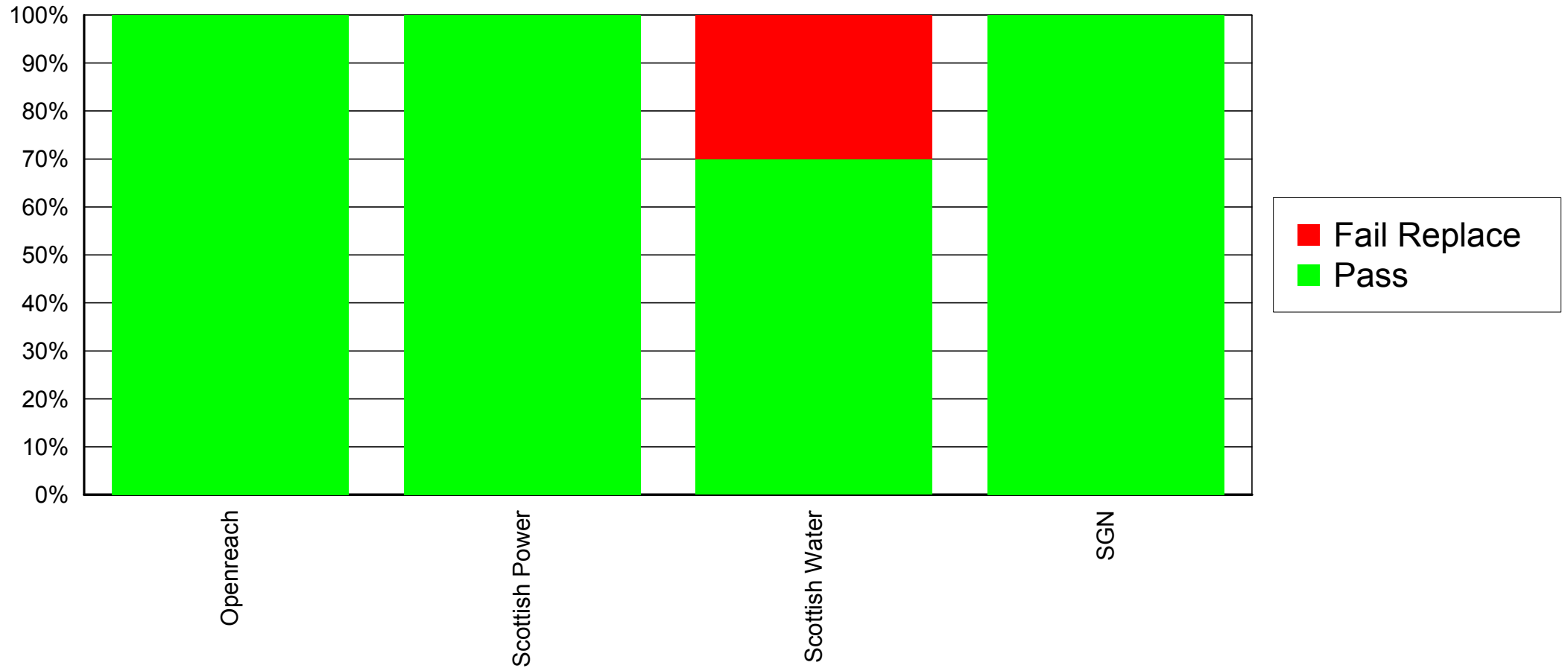
WoS RAUC



WoS RAUC

Roads Authority East Renfrewshire Council	CORE	PASS No/%		FAIL-MONITOR						FAIL-REPLACE					
				Compaction	Layers	Materials	Other	TOTAL No/%	Compaction	Layers	Materials	Other	TOTAL No/%		
Openreach	5	5	100.0%	0	0	0	0	0	0.0%	0	0	0	0	0	0.0%
Scottish Power	4	4	100.0%	0	0	0	0	0	0.0%	0	0	0	0	0	0.0%
Scottish Water	10	7	70.0%	0	0	0	0	0	0.0%	2	1	0	0	3	30.0%
SGN	4	4	100.0%	0	0	0	0	0	0.0%	0	0	0	0	0	0.0%
TOTALS East Renfrewshire Council	23	20	87.0%	0	0	0	0	0	0.0%	2	1	0	0	3	13.0%

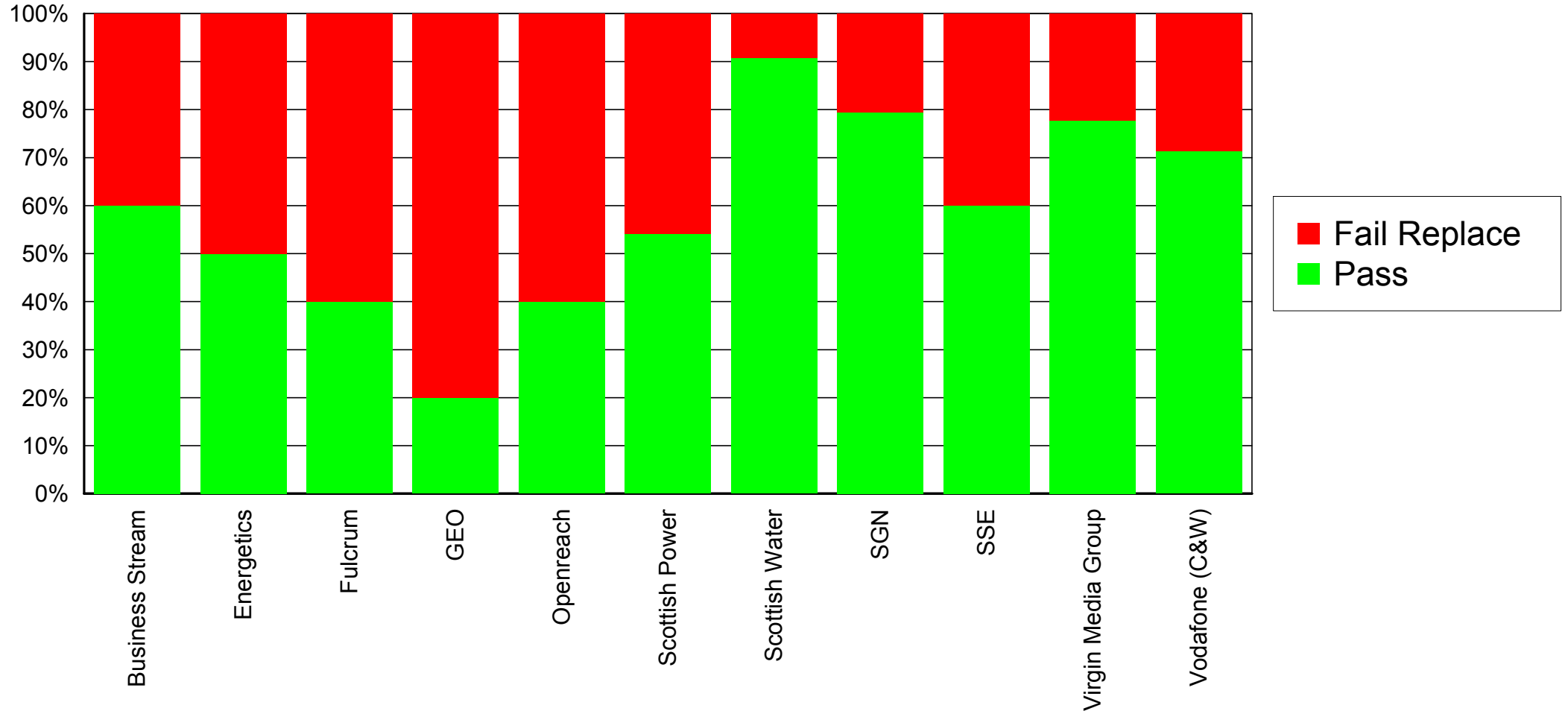
WoS RAUC



WoS RAUC

Roads Authority Glasgow City Council	CORE	PASS No/%		FAIL-MONITOR						FAIL-REPLACE					
				Compaction	Layers	Materials	Other	TOTAL No/%	Compaction	Layers	Materials	Other	TOTAL No/%		
Business Stream	5	3	60.0%	0	0	0	0	0	0.0%	0	2	0	0	2	40.0%
Energetics	6	3	50.0%	0	0	0	0	0	0.0%	0	2	0	1	3	50.0%
Fulcrum	5	2	40.0%	0	0	0	0	0	0.0%	0	1	0	2	3	60.0%
GEO	5	1	20.0%	0	0	0	0	0	0.0%	0	2	1	3	4	80.0%
Openreach	15	6	40.0%	0	0	0	0	0	0.0%	0	6	0	3	9	60.0%
Scottish Power	24	13	54.2%	0	0	0	0	0	0.0%	0	8	1	5	11	45.8%
Scottish Water	76	69	90.8%	0	0	0	0	0	0.0%	0	2	0	5	7	9.2%
SGN	34	27	79.4%	0	0	0	0	0	0.0%	0	2	0	5	7	20.6%
SSE	5	3	60.0%	0	0	0	0	0	0.0%	0	0	0	2	2	40.0%
Virgin Media Group	9	7	77.8%	0	0	0	0	0	0.0%	0	2	0	1	2	22.2%
Vodafone (C&W)	7	5	71.4%	0	0	0	0	0	0.0%	0	1	0	1	2	28.6%
TOTALS Glasgow City Council	191	139	72.8%	0	0	0	0	0	0.0%	0	28	2	28	52	27.2%

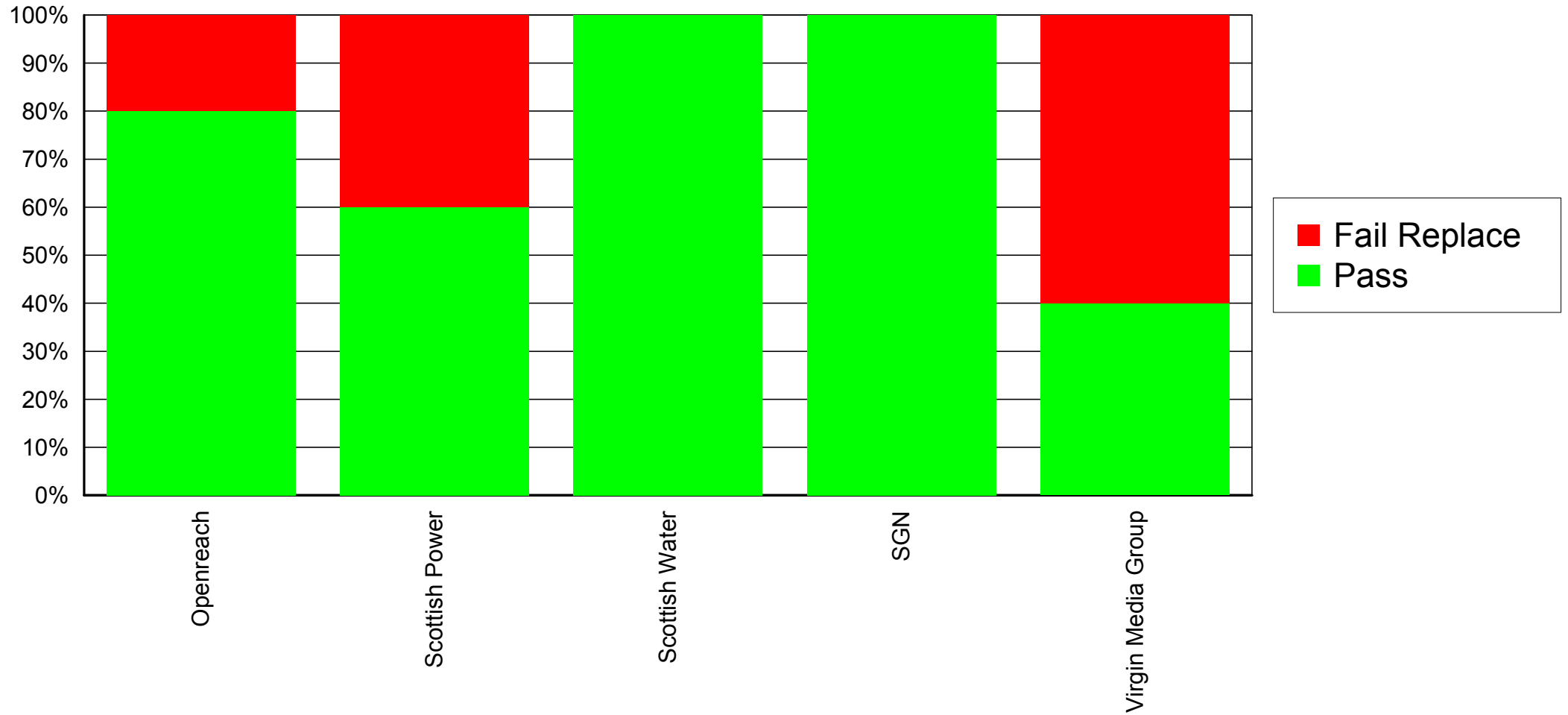
WoS RAUC



WoS RAUC

Roads Authority Inverclyde Council	CORE	PASS No/%		FAIL-MONITOR						FAIL-REPLACE					
				Compaction	Layers	Materials	Other	TOTAL No/%	Compaction	Layers	Materials	Other	TOTAL No/%		
Openreach	5	4	80.0%	0	0	0	0	0	0.0%	1	0	0	0	1	20.0%
Scottish Power	5	3	60.0%	0	0	0	0	0	0.0%	1	2	0	0	2	40.0%
Scottish Water	10	10	100.0%	0	0	0	0	0	0.0%	0	0	0	0	0	0.0%
SGN	5	5	100.0%	0	0	0	0	0	0.0%	0	0	0	0	0	0.0%
Virgin Media Group	5	2	40.0%	0	0	0	0	0	0.0%	1	2	0	1	3	60.0%
TOTALS Inverclyde Council	30	24	80.0%	0	0	0	0	0	0.0%	3	4	0	1	6	20.0%

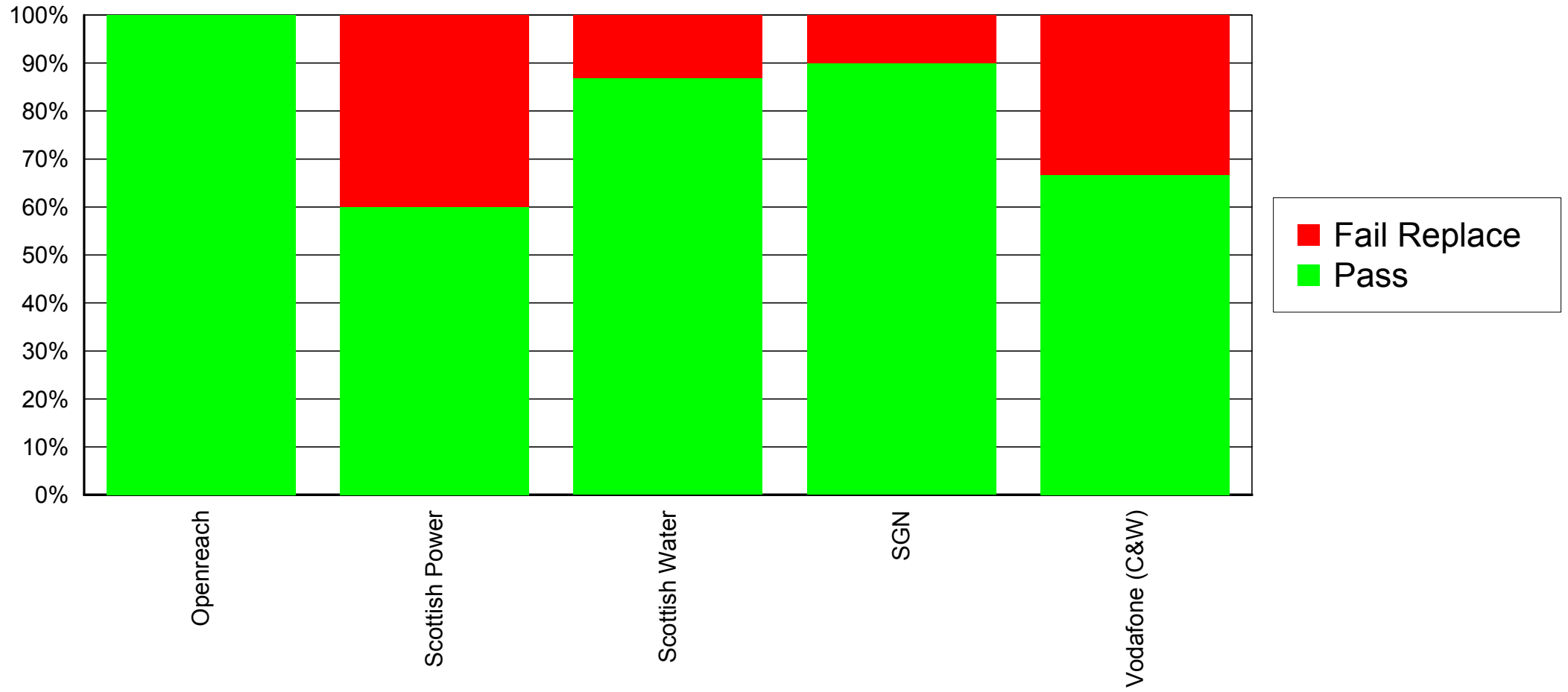
WoS RAUC



WoS RAUC

Roads Authority Renfrewshire Council	CORE	PASS No/%		FAIL-MONITOR						FAIL-REPLACE					
				Compaction	Layers	Materials	Other	TOTAL No/%	Compaction	Layers	Materials	Other	TOTAL No/%		
Openreach	3	3	100.0%	0	0	0	0	0	0.0%	0	0	0	0	0	0.0%
Scottish Power	5	3	60.0%	0	0	0	0	0	0.0%	2	2	2	2	2	40.0%
Scottish Water	23	20	87.0%	0	0	0	0	0	0.0%	3	3	1	3	3	13.0%
SGN	10	9	90.0%	0	0	0	0	0	0.0%	1	1	1	1	1	10.0%
Vodafone (C&W)	3	2	66.7%	0	0	0	0	0	0.0%	1	1	1	1	1	33.3%
TOTALS Renfrewshire Council	44	37	84.1%	0	0	0	0	0	0.0%	7	7	5	7	7	15.9%

WoS RAUC



WoS RAUC

Roads Authority West Dunbartonshire Council	CORE	PASS No/%		FAIL-MONITOR						FAIL-REPLACE					
				Compaction	Layers	Materials	Other	TOTAL No/%	Compaction	Layers	Materials	Other	TOTAL No/%		
Openreach	5	4	80.0%	0	0	0	0	0	0.0%	0	1	0	0	1	20.0%
Scottish Power	5	5	100.0%	0	0	0	0	0	0.0%	0	0	0	0	0	0.0%
Scottish Water	12	12	100.0%	0	0	0	0	0	0.0%	0	0	0	0	0	0.0%
SGN	4	4	100.0%	0	0	0	0	0	0.0%	0	0	0	0	0	0.0%
Virgin Media Group	3	3	100.0%	0	0	0	0	0	0.0%	0	0	0	0	0	0.0%
TOTALS West Dunbartonshire Council	29	28	96.6%	0	0	0	0	0	0.0%	0	1	0	0	1	3.4%

WoS RAUC

